



OIL ANALYSIS REPORT

Sample Rating Trend



NORMAL



Area
Bernardsville
 Machine Id
PETERBILT 1150

Component
Diesel Engine
 Fluid
GIBRALTAR 15W/40 SUPER S-3 LX (11)

DIAGNOSIS

Recommendation

Resample at the next service interval to monitor.

Wear

All component wear rates are normal.

Contamination

There is no indication of any contamination in the oil.

Fluid Condition

The BN result indicates that there is suitable alkalinity remaining in the oil. The condition of the oil is suitable for further service.

| SAMPLE INFORMATION | | method | limit/base | current | history1 | history2 |
|--------------------|-------------|-------------|------------|--------------------|----------|----------|
| Sample Number | Client Info | | | WC0875358 | --- | --- |
| Sample Date | Client Info | | | 25 Nov 2023 | --- | --- |
| Machine Age | hrs | Client Info | | 23496 | --- | --- |
| Oil Age | hrs | Client Info | | 0 | --- | --- |
| Oil Changed | Client Info | | | Not Chngd | --- | --- |
| Sample Status | | | | NORMAL | --- | --- |

| CONTAMINATION | | method | limit/base | current | history1 | history2 |
|---------------|-----------|--------|------------|----------------|----------|----------|
| Fuel | WC Method | >5 | | <1.0 | --- | --- |
| Water | WC Method | >0.2 | | NEG | --- | --- |
| Glycol | WC Method | | | NEG | --- | --- |

| WEAR METALS | | method | limit/base | current | history1 | history2 |
|-------------|-----|-------------|------------|--------------|----------|----------|
| Iron | ppm | ASTM D5185m | >110 | 46 | --- | --- |
| Chromium | ppm | ASTM D5185m | >4 | 2 | --- | --- |
| Nickel | ppm | ASTM D5185m | >2 | <1 | --- | --- |
| Titanium | ppm | ASTM D5185m | | 0 | --- | --- |
| Silver | ppm | ASTM D5185m | >2 | 0 | --- | --- |
| Aluminum | ppm | ASTM D5185m | >25 | 2 | --- | --- |
| Lead | ppm | ASTM D5185m | >45 | 14 | --- | --- |
| Copper | ppm | ASTM D5185m | >85 | 2 | --- | --- |
| Tin | ppm | ASTM D5185m | >4 | 1 | --- | --- |
| Vanadium | ppm | ASTM D5185m | | 0 | --- | --- |
| Cadmium | ppm | ASTM D5185m | | <1 | --- | --- |

| ADDITIVES | | method | limit/base | current | history1 | history2 |
|------------|-----|-------------|------------|--------------|----------|----------|
| Boron | ppm | ASTM D5185m | | 11 | --- | --- |
| Barium | ppm | ASTM D5185m | | 0 | --- | --- |
| Molybdenum | ppm | ASTM D5185m | 66 | 55 | --- | --- |
| Manganese | ppm | ASTM D5185m | | <1 | --- | --- |
| Magnesium | ppm | ASTM D5185m | 1000 | 590 | --- | --- |
| Calcium | ppm | ASTM D5185m | 1050 | 1130 | --- | --- |
| Phosphorus | ppm | ASTM D5185m | 1150 | 827 | --- | --- |
| Zinc | ppm | ASTM D5185m | 1270 | 1035 | --- | --- |
| Sulfur | ppm | ASTM D5185m | | 2732 | --- | --- |

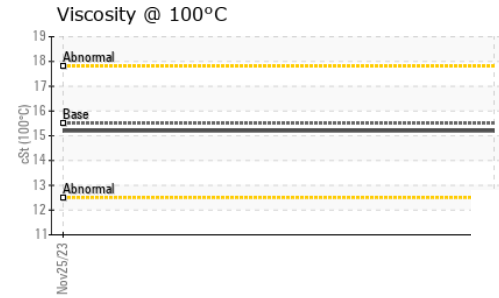

| CONTAMINANTS | | method | limit/base | current | history1 | history2 |
|--------------|-----|-------------|------------|--------------|----------|----------|
| Silicon | ppm | ASTM D5185m | >30 | 6 | --- | --- |
| Sodium | ppm | ASTM D5185m | | <1 | --- | --- |
| Potassium | ppm | ASTM D5185m | >20 | 3 | --- | --- |

| INFRA-RED | | method | limit/base | current | history1 | history2 |
|-----------|----------|-------------|------------|-------------|----------|----------|
| Soot % | % | *ASTM D7844 | >3 | 0.9 | --- | --- |
| Nitration | Abs/cm | *ASTM D7624 | >20 | 13.7 | --- | --- |
| Sulfation | Abs/.1mm | *ASTM D7415 | >30 | 29.2 | --- | --- |

| FLUID DEGRADATION | | method | limit/base | current | history1 | history2 |
|-------------------|----------|-------------|------------|-------------|----------|----------|
| Oxidation | Abs/.1mm | *ASTM D7414 | >25 | 26.8 | --- | --- |
| Base Number (BN) | mg KOH/g | ASTM D2896 | 10.1 | 5.71 | --- | --- |




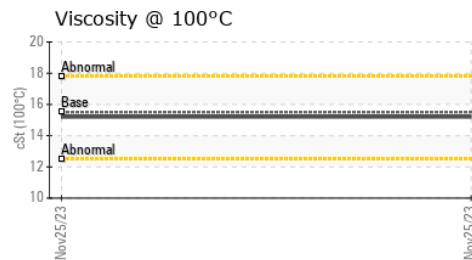
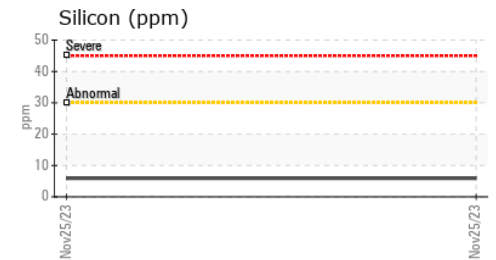

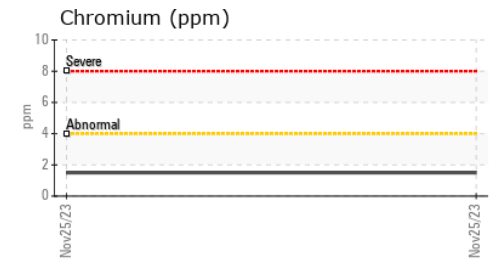
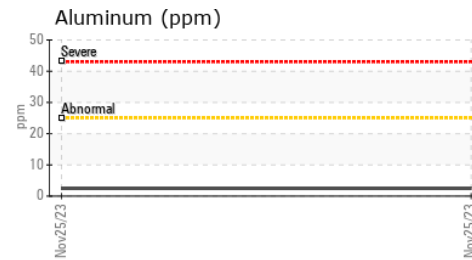
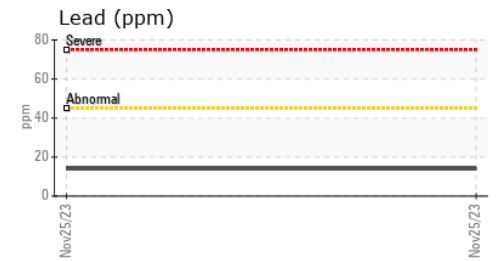
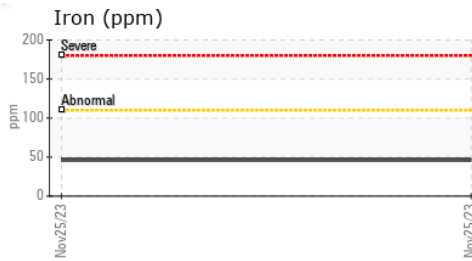
OIL ANALYSIS REPORT



| VISUAL | method | limit/base | current | history1 | history2 |
|------------------|--------|------------|---------|----------|----------|
| White Metal | scalar | *Visual | NONE | NONE | --- |
| Yellow Metal | scalar | *Visual | NONE | NONE | --- |
| Precipitate | scalar | *Visual | NONE | NONE | --- |
| Silt | scalar | *Visual | NONE | NONE | --- |
| Debris | scalar | *Visual | NONE | NONE | --- |
| Sand/Dirt | scalar | *Visual | NONE | NONE | --- |
| Appearance | scalar | *Visual | NORML | NORML | --- |
| Odor | scalar | *Visual | NORML | NORML | --- |
| Emulsified Water | scalar | *Visual | >0.2 | NEG | --- |
| Free Water | scalar | *Visual | | NEG | --- |

| FLUID PROPERTIES | method | limit/base | current | history1 | history2 |
|------------------|--------|------------|---------|----------|----------|
| Visc @ 100°C | cSt | ASTM D445 | 15.5 | 15.2 | --- |

GRAPHS



Certificate L2367

Laboratory : WearCheck USA - 501 Madison Ave., Cary, NC 27513
 Sample No. : WC0875358
 Lab Number : 06027214
 Unique Number : 10777005
 Test Package : MOB 2

Received : 06 Dec 2023
 Diagnosed : 08 Dec 2023
 Diagnostician : Angela Borella

INTERSTATE WASTE-BERNARDSVILLE
 33 OLD QUARRY ROAD
 BERNARDSVILLE, NJ
 US 07924
 Contact: Pablo Chardon
 PChardon@interstatewaste.com

To discuss this sample report, contact Customer Service at 1-800-237-1369.

* - Denotes test methods that are outside of the ISO 17025 scope of accreditation.

Statements of conformity to specifications are based on the simple acceptance decision rule (JCGM 106:2012)

T:
F: