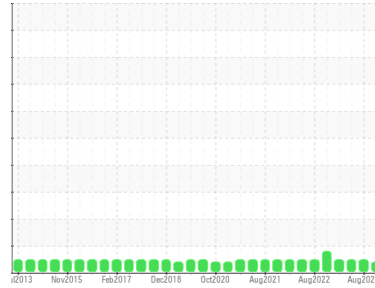




PROBLEM SUMMARY

Sample Rating Trend



VIS DEBRIS



Machine Id
KAESER 4517327 - IONBOND (S/N 1231)
 Component
Compressor
 Fluid
KAESER SIGMA (OEM) S-460 (20 QTS)

COMPONENT CONDITION SUMMARY

No relevant graphs to display

RECOMMENDATION

The filter change at the time of sampling has been noted. Resample at the next service interval to monitor.

PROBLEMATIC TEST RESULTS

Sample Status				ABNORMAL	NORMAL	NORMAL
Debris	scalar	*Visual	NONE	▲ MODER	LIGHT	NONE

Customer Id: PALFOU
Sample No.: WC0845254
Lab Number: 06027834
Test Package: IND 2



To manage this report scan the QR code

To discuss the diagnosis or test data:
 Don Baldrige +1
don.b505@comcast.net

To change component or sample information:
 Customer Service +1 1-800-237-1369
customerservice@wearcheck.com

RECOMMENDED ACTIONS

There are no recommended actions for this sample.

HISTORICAL DIAGNOSIS

08 Aug 2023 Diag: Don Baldrige

NORMAL



Resample at the next service interval to monitor. All component wear rates are normal. There is no indication of any contamination in the oil. The AN level is acceptable for this fluid. The condition of the oil is suitable for further service.

view report



22 May 2023 Diag: Don Baldrige

NORMAL



Resample at the next service interval to monitor. All component wear rates are normal. There is no indication of any contamination in the oil. The AN level is acceptable for this fluid. The condition of the oil is suitable for further service.

view report



09 Feb 2023 Diag: Doug Bogart

NORMAL



Resample at the next service interval to monitor. All component wear rates are normal. There is no indication of any contamination in the oil. The AN level is acceptable for this fluid. The condition of the oil is suitable for further service.

view report



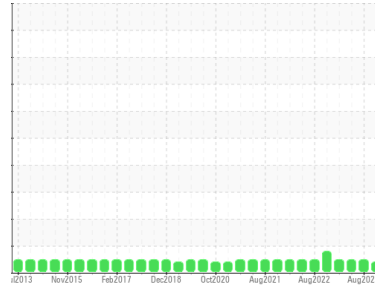


OIL ANALYSIS REPORT

Sample Rating Trend

VIS DEBRIS

Machine Id
KAESER 4517327 - IONBOND (S/N 1231)
 Component
Compressor
 Fluid
KAESER SIGMA (OEM) S-460 (20 QTS)



DIAGNOSIS

Recommendation

The filter change at the time of sampling has been noted. Resample at the next service interval to monitor.

Wear

All component wear rates are normal.

Contamination

Moderate concentration of visible dirt/debris present in the oil.

Fluid Condition

The AN level is acceptable for this fluid. The condition of the oil is suitable for further service.

SAMPLE INFORMATION

	method	limit/base	current	history1	history2
Sample Number	Client Info		WC0845254	WC0826004	WC0705673
Sample Date	Client Info		01 Nov 2023	08 Aug 2023	22 May 2023
Machine Age	hrs	Client Info	96669	94630	92760
Oil Age	hrs	Client Info	2050	1870	8000
Oil Changed	Client Info		Not Chngd	Not Chngd	Changed
Sample Status			ABNORMAL	NORMAL	NORMAL

CONTAMINATION

	method	limit/base	current	history1	history2
Water	WC Method	>0.05	NEG	NEG	NEG

WEAR METALS

	method	limit/base	current	history1	history2
Iron	ppm	ASTM D5185m >50	0	3	0
Chromium	ppm	ASTM D5185m >10	0	0	<1
Nickel	ppm	ASTM D5185m >3	0	0	0
Titanium	ppm	ASTM D5185m >3	0	0	<1
Silver	ppm	ASTM D5185m >2	0	0	0
Aluminum	ppm	ASTM D5185m >10	0	<1	1
Lead	ppm	ASTM D5185m >10	0	0	<1
Copper	ppm	ASTM D5185m >50	9	8	9
Tin	ppm	ASTM D5185m >10	0	0	<1
Vanadium	ppm	ASTM D5185m	0	0	<1
Cadmium	ppm	ASTM D5185m	0	0	<1

ADDITIVES

	method	limit/base	current	history1	history2
Boron	ppm	ASTM D5185m	0	0	0
Barium	ppm	ASTM D5185m 90	0	0	0
Molybdenum	ppm	ASTM D5185m	0	0	<1
Manganese	ppm	ASTM D5185m	<1	0	<1
Magnesium	ppm	ASTM D5185m 90	0	0	3
Calcium	ppm	ASTM D5185m 2	0	0	0
Phosphorus	ppm	ASTM D5185m	3	<1	0
Zinc	ppm	ASTM D5185m	8	30	0
Sulfur	ppm	ASTM D5185m	17441	21199	18635

CONTAMINANTS

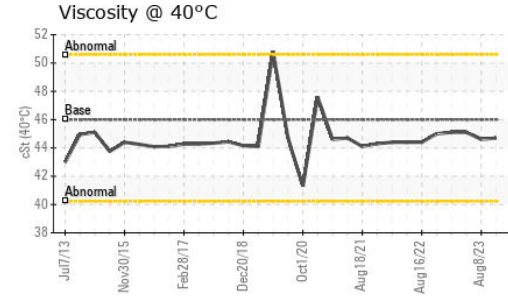
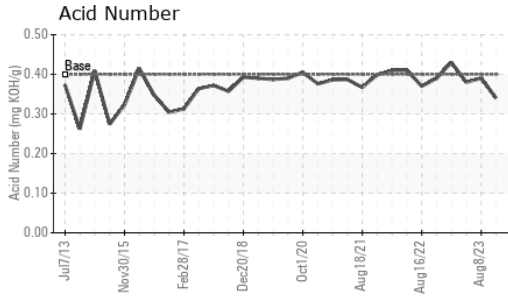
	method	limit/base	current	history1	history2
Silicon	ppm	ASTM D5185m >25	<1	0	<1
Sodium	ppm	ASTM D5185m	2	0	<1
Potassium	ppm	ASTM D5185m >20	0	1	2

FLUID DEGRADATION

	method	limit/base	current	history1	history2
Acid Number (AN)	mg KOH/g	ASTM D8045 0.4	0.34	0.39	0.38




OIL ANALYSIS REPORT



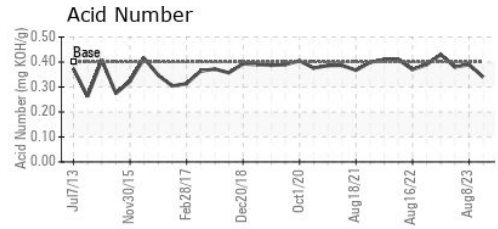
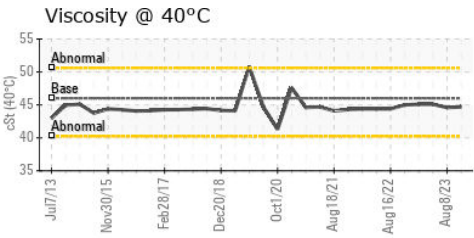
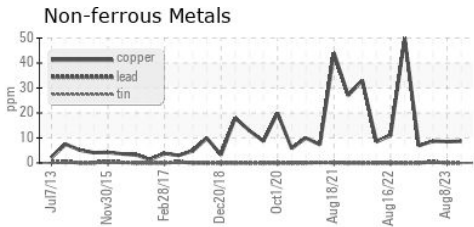
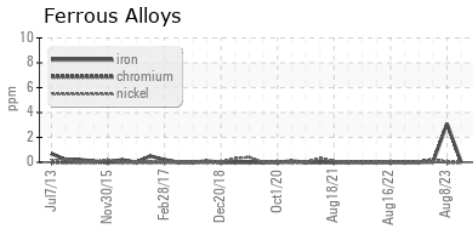
VISUAL	method	limit/base	current	history1	history2
White Metal	scalar	*Visual	NONE	NONE	NONE
Yellow Metal	scalar	*Visual	NONE	NONE	NONE
Precipitate	scalar	*Visual	NONE	NONE	NONE
Silt	scalar	*Visual	NONE	NONE	NONE
Debris	scalar	*Visual	NONE	▲ MODER	LIGHT
Sand/Dirt	scalar	*Visual	NONE	NONE	NONE
Appearance	scalar	*Visual	NORML	NORML	NORML
Odor	scalar	*Visual	NORML	NORML	NORML
Emulsified Water	scalar	*Visual	>0.05	NEG	NEG
Free Water	scalar	*Visual		NEG	NEG

FLUID PROPERTIES	method	limit/base	current	history1	history2
Visc @ 40°C	cSt	ASTM D445	46	44.6	45.1

SAMPLE IMAGES	method	limit/base	current	history1	history2
---------------	--------	------------	---------	----------	----------



GRAPHS



Laboratory : WearCheck USA - 501 Madison Ave., Cary, NC 27513
Sample No. : WC0845254 **Received** : 07 Dec 2023
Lab Number : 06027834 **Diagnosed** : 09 Dec 2023
Unique Number : 10777625 **Diagnostician** : Don Baldrige
Test Package : IND 2

ELEVATED INDUSTRIAL SOLUTIONS - EIS
 302 HUGHES ST
 FOUNTAIN INN, SC
 US 29644
 Contact: DARRIN WARD
 dward@elevatedindustrial.com
 T:
 F: (864)862-7653

To discuss this sample report, contact Customer Service at 1-800-237-1369.
 * - Denotes test methods that are outside of the ISO 17025 scope of accreditation.
 Statements of conformity to specifications are based on the simple acceptance decision rule (JCGM 106:2012)