

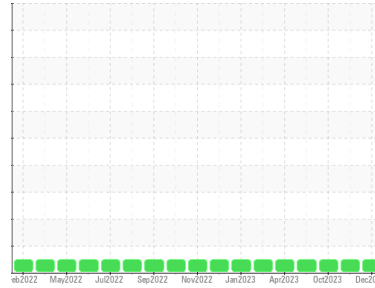


OIL ANALYSIS REPORT

Sample Rating Trend

NORMAL

Area
DF8
 Machine Id
KAESER 708500 - NESTLE PURINA (S/N 1049)
 Component
Compressor



DIAGNOSIS

Recommendation

Resample at the next service interval to monitor.

Wear

All component wear rates are normal.

Contamination

There is no indication of any contamination in the oil.

Fluid Condition

The AN level is acceptable for this fluid. The condition of the oil is suitable for further service.

SAMPLE INFORMATION		method	limit/base	current	history1	history2
Sample Number	Client Info			UCH06027906	UCH05999150	UCH05973723
Sample Date	Client Info			06 Dec 2023	05 Nov 2023	08 Oct 2023
Machine Age	hrs	Client Info		0	17481	1318
Oil Age	hrs	Client Info		2616	1943	0
Oil Changed	Client Info			Not Changed	N/A	Not Changed
Sample Status				NORMAL	NORMAL	NORMAL

CONTAMINATION		method	limit/base	current	history1	history2
Water	WC Method		>0.05	NEG	NEG	NEG

WEAR METALS		method	limit/base	current	history1	history2
Iron	ppm	ASTM D5185m	>50	0	0	<1
Chromium	ppm	ASTM D5185m	>10	0	0	0
Nickel	ppm	ASTM D5185m	>3	0	<1	0
Titanium	ppm	ASTM D5185m	>3	0	0	0
Silver	ppm	ASTM D5185m	>2	0	0	0
Aluminum	ppm	ASTM D5185m	>10	<1	<1	0
Lead	ppm	ASTM D5185m	>10	0	<1	0
Copper	ppm	ASTM D5185m	>50	<1	1	<1
Tin	ppm	ASTM D5185m	>10	0	0	0
Vanadium	ppm	ASTM D5185m		0	0	0
Cadmium	ppm	ASTM D5185m		0	<1	0

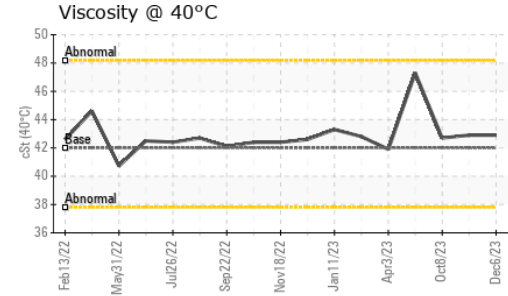
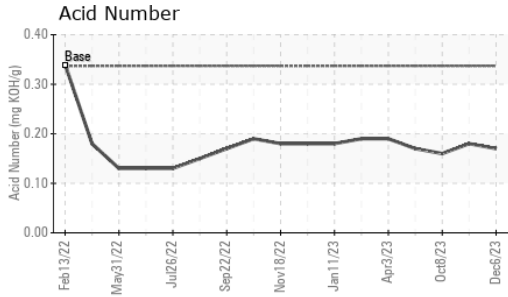
ADDITIVES		method	limit/base	current	history1	history2
Boron	ppm	ASTM D5185m	1	0	0	0
Barium	ppm	ASTM D5185m	0.3	0	3	<1
Molybdenum	ppm	ASTM D5185m	0	0	<1	0
Manganese	ppm	ASTM D5185m	0	<1	0	0
Magnesium	ppm	ASTM D5185m	0	0	<1	<1
Calcium	ppm	ASTM D5185m	0.5	0	2	0
Phosphorus	ppm	ASTM D5185m	536	184	187	138
Zinc	ppm	ASTM D5185m	0.2	27	15	<1
Sulfur	ppm	ASTM D5185m	649	920	1050	1173

CONTAMINANTS		method	limit/base	current	history1	history2
Silicon	ppm	ASTM D5185m	>25	0	0	0
Sodium	ppm	ASTM D5185m		2	0	0
Potassium	ppm	ASTM D5185m	>20	0	2	1

FLUID DEGRADATION		method	limit/base	current	history1	history2
Acid Number (AN)	mg KOH/g	ASTM D8045	0.337	0.17	0.18	0.16




OIL ANALYSIS REPORT



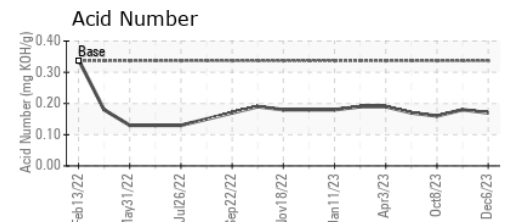
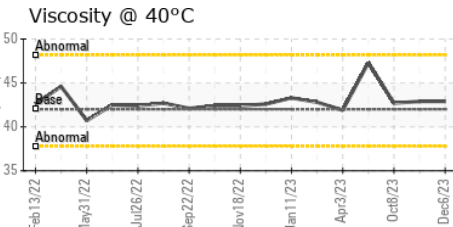
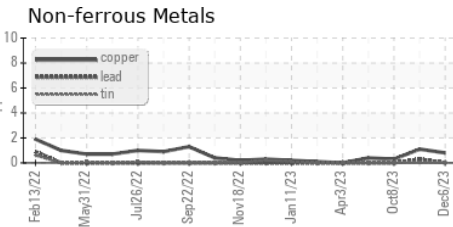
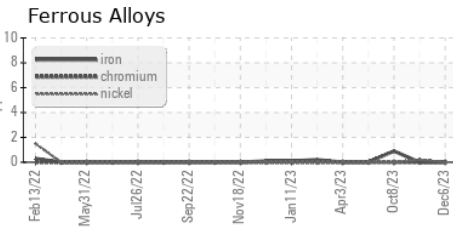
VISUAL	method	limit/base	current	history1	history2	
White Metal	scalar	*Visual	NONE	NONE	NONE	NONE
Yellow Metal	scalar	*Visual	NONE	NONE	NONE	NONE
Precipitate	scalar	*Visual	NONE	NONE	NONE	NONE
Silt	scalar	*Visual	NONE	NONE	NONE	NONE
Debris	scalar	*Visual	NONE	NONE	LIGHT	NONE
Sand/Dirt	scalar	*Visual	NONE	NONE	NONE	NONE
Appearance	scalar	*Visual	NORML	NORML	NORML	NORML
Odor	scalar	*Visual	NORML	NORML	NORML	NORML
Emulsified Water	scalar	*Visual	>0.05	NEG	NEG	NEG
Free Water	scalar	*Visual		NEG	NEG	NEG

FLUID PROPERTIES	method	limit/base	current	history1	history2	
Visc @ 40°C	cSt	ASTM D445	42.0	42.9	42.9	42.7

SAMPLE IMAGES	method	limit/base	current	history1	history2
---------------	--------	------------	---------	----------	----------



GRAPHS



Laboratory : WearCheck USA - 501 Madison Ave., Cary, NC 27513
Sample No. : UCH06027906 **Received** : 07 Dec 2023
Lab Number : **06027906** **Diagnosed** : 09 Dec 2023
Unique Number : 10777697 **Diagnostician** : Don Baldrige
Test Package : IND 2

DELTA INDUSTRIES - CEDAR RAPIDS
 6540 4TH ST SW
 CEDAR RAPIDS, IA
 US 52404
 Contact: MICHAEL FERRIS
 wearcheck@deltaind.net
 T: (319)862-2500
 F: (319)862-2501

To discuss this sample report, contact Customer Service at 1-800-237-1369.
 * - Denotes test methods that are outside of the ISO 17025 scope of accreditation.
 Statements of conformity to specifications are based on the simple acceptance decision rule (JCGM 106:2012)