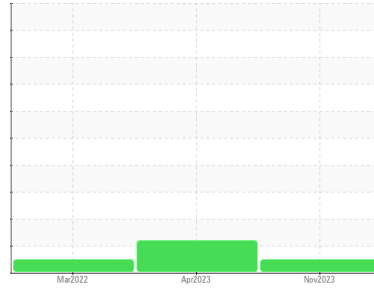




OIL ANALYSIS REPORT

Sample Rating Trend



NORMAL



Machine Id
1719
 Component
Transmission (Auto)
 Fluid
ATF (--- GAL)

DIAGNOSIS

Recommendation

Resample at the next service interval to monitor.

Wear

All component wear rates are normal.

Contamination

There is no indication of any contamination in the fluid.

Fluid Condition

The condition of the fluid is acceptable for the time in service.

SAMPLE INFORMATION

	method	limit/base	current	history1	history2
Sample Number	Client Info		WC0844999	WC0790612	WC0649547
Sample Date	Client Info		27 Nov 2023	12 Apr 2023	31 Mar 2022
Machine Age	mls	Client Info	210373	188167	160635
Oil Age	mls	Client Info	6000	0	0
Oil Changed	Client Info		Changed	Changed	N/A
Sample Status			NORMAL	ABNORMAL	NORMAL

CONTAMINATION

	method	limit/base	current	history1	history2
Water	WC Method	>0.1	NEG	NEG	NEG

WEAR METALS

	method	limit/base	current	history1	history2
Iron	ppm	ASTM D5185m >160	26	37	39
Chromium	ppm	ASTM D5185m >5	0	<1	0
Nickel	ppm	ASTM D5185m >5	0	<1	0
Titanium	ppm	ASTM D5185m	0	0	0
Silver	ppm	ASTM D5185m >5	0	0	0
Aluminum	ppm	ASTM D5185m >50	45	45	42
Lead	ppm	ASTM D5185m >50	0	<1	<1
Copper	ppm	ASTM D5185m >225	7	8	6
Tin	ppm	ASTM D5185m >10	1	2	3
Vanadium	ppm	ASTM D5185m	0	0	0
Cadmium	ppm	ASTM D5185m	0	0	0

ADDITIVES

	method	limit/base	current	history1	history2
Boron	ppm	ASTM D5185m	74	107	130
Barium	ppm	ASTM D5185m	0	1	0
Molybdenum	ppm	ASTM D5185m	0	1	2
Manganese	ppm	ASTM D5185m	<1	<1	<1
Magnesium	ppm	ASTM D5185m	3	4	0
Calcium	ppm	ASTM D5185m	218	155	91
Phosphorus	ppm	ASTM D5185m	276	271	345
Zinc	ppm	ASTM D5185m	49	43	29
Sulfur	ppm	ASTM D5185m	1459	1152	667

CONTAMINANTS

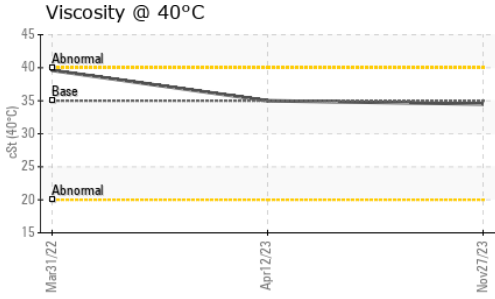
	method	limit/base	current	history1	history2
Silicon	ppm	ASTM D5185m >20	7	9	5
Sodium	ppm	ASTM D5185m	4	2	2
Potassium	ppm	ASTM D5185m >20	<1	<1	0

VISUAL



	method	limit/base	current	history1	history2
White Metal	scalar	*Visual NONE	NONE	▲ MODER	NONE
Yellow Metal	scalar	*Visual NONE	NONE	NONE	NONE
Precipitate	scalar	*Visual NONE	NONE	NONE	NONE
Silt	scalar	*Visual NONE	NONE	NONE	NONE
Debris	scalar	*Visual NONE	NONE	NONE	NONE
Sand/Dirt	scalar	*Visual NONE	NONE	NONE	NONE
Appearance	scalar	*Visual NORML	NORML	NORML	NORML
Odor	scalar	*Visual NORML	NORML	NORML	NORML
Emulsified Water	scalar	*Visual >0.1	NEG	NEG	NEG
Free Water	scalar	*Visual	NEG	NEG	NEG



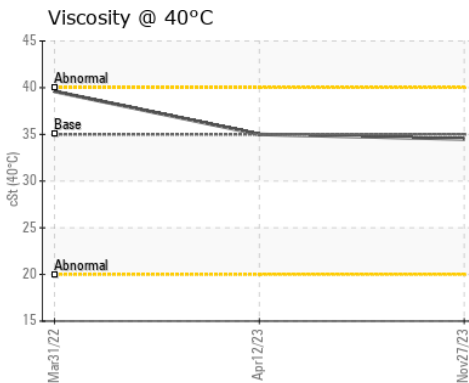
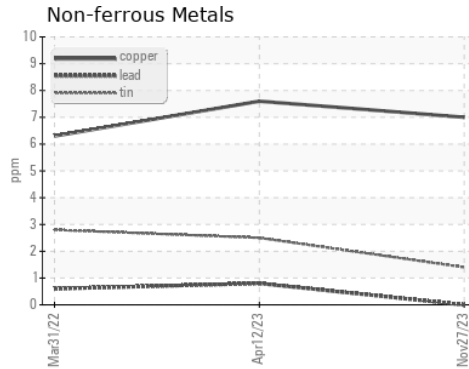
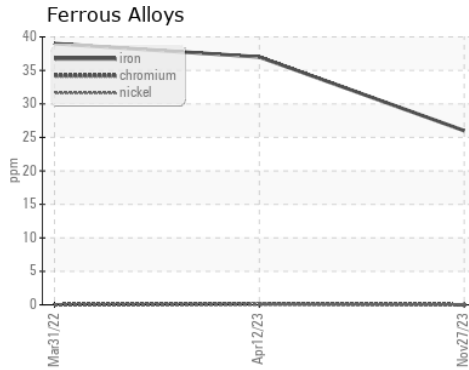
OIL ANALYSIS REPORT



FLUID PROPERTIES	method	limit/base	current	history1	history2	
Visc @ 40°C	cSt	ASTM D445	35.0	34.5	35.0	39.6

SAMPLE IMAGES	method	limit/base	current	history1	history2
Color				no image	no image
Bottom				no image	no image

GRAPHS



Certificate L2367

Laboratory : WearCheck USA - 501 Madison Ave., Cary, NC 27513
Sample No. : WC0844999 **Received** : 07 Dec 2023
Lab Number : **06028264** **Diagnosed** : 10 Dec 2023
Unique Number : 10778055 **Diagnostician** : Don Baldrige
Test Package : FLEET

TOWN OF CHAPEL HILL
 6900 MILLHOUSE RD
 CHAPEL HILL, NC
 US 27516
 Contact: Lisa DePasqua
 ldepasqua@townofchapelhill.org
 T: (919)696-4941
 F:

To discuss this sample report, contact Customer Service at 1-800-237-1369.

* - Denotes test methods that are outside of the ISO 17025 scope of accreditation.

Statements of conformity to specifications are based on the simple acceptance decision rule (JCGM 106:2012)