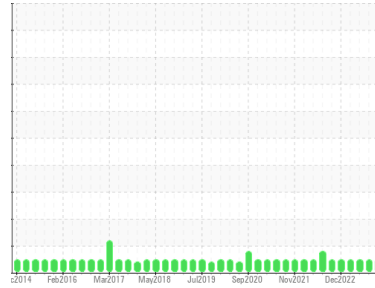




OIL ANALYSIS REPORT

Sample Rating Trend



NORMAL



Area
ENGINE ROOM 2
 Machine Id
ER2 SC105 (S/N F0328ZFMNTHGA03)
 Component
Refrigeration Compressor
 Fluid
USPI 1009-68 SC (95 GAL)

DIAGNOSIS

Recommendation
 Resample at the next service interval to monitor.

Wear
 All component wear rates are normal.

Contamination
 There is no indication of any contamination in the oil. The amount and size of particulates present in the system are acceptable.

Fluid Condition
 The AN level is acceptable for this fluid. The condition of the oil is suitable for further service.

SAMPLE INFORMATION		method	limit/base	current	history1	history2
Sample Number	Client Info			USP0004073	USP0000200	USP242687
Sample Date	Client Info			22 Nov 2023	31 Aug 2023	09 Jul 2023
Machine Age	hrs Client Info			72918	72016	71284
Oil Age	hrs Client Info			0	0	0
Oil Changed	Client Info			N/A	N/A	N/A
Sample Status				NORMAL	NORMAL	NORMAL

WEAR METALS		method	limit/base	current	history1	history2
Iron	ppm	ASTM D5185m	>8	0	0	0
Chromium	ppm	ASTM D5185m	>2	<1	0	0
Nickel	ppm	ASTM D5185m		0	0	0
Titanium	ppm	ASTM D5185m		0	0	0
Silver	ppm	ASTM D5185m	>2	0	0	0
Aluminum	ppm	ASTM D5185m	>3	<1	0	1
Lead	ppm	ASTM D5185m	>2	0	0	<1
Copper	ppm	ASTM D5185m	>8	0	0	0
Tin	ppm	ASTM D5185m	>4	0	0	<1
Vanadium	ppm	ASTM D5185m		0	0	0
Cadmium	ppm	ASTM D5185m		0	0	0

ADDITIVES		method	limit/base	current	history1	history2
Boron	ppm	ASTM D5185m		0	0	0
Barium	ppm	ASTM D5185m		0	0	0
Molybdenum	ppm	ASTM D5185m		0	0	0
Manganese	ppm	ASTM D5185m		0	0	<1
Magnesium	ppm	ASTM D5185m		0	0	0
Calcium	ppm	ASTM D5185m		0	0	0
Phosphorus	ppm	ASTM D5185m		0	0	<1
Zinc	ppm	ASTM D5185m		0	2	0
Sulfur	ppm	ASTM D5185m	50	0	17	18

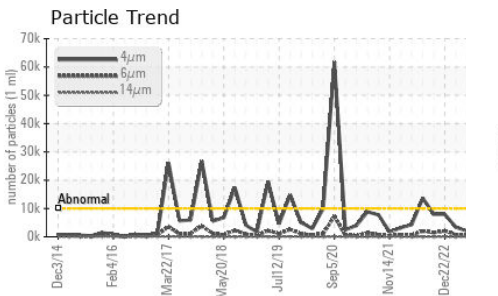
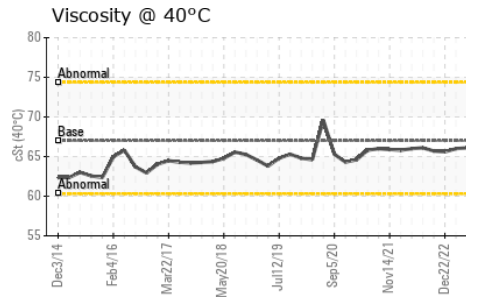
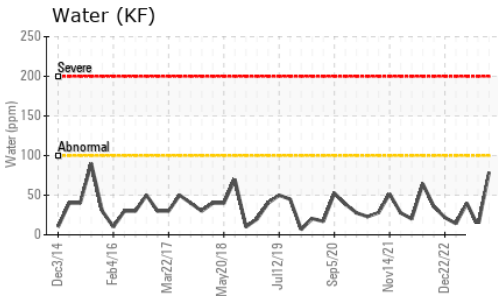
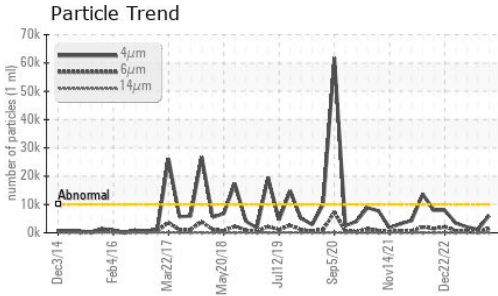
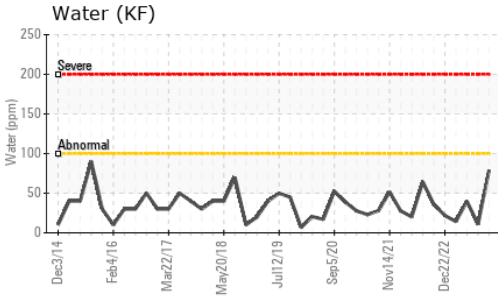
CONTAMINANTS		method	limit/base	current	history1	history2
Silicon	ppm	ASTM D5185m	>15	0	0	<1
Sodium	ppm	ASTM D5185m		0	0	0
Potassium	ppm	ASTM D5185m	>20	<1	0	1
Water	%	ASTM D6304	>0.01	0.007	0.001	0.003
ppm Water	ppm	ASTM D6304	>100	79	10.7	39.8

FLUID CLEANLINESS		method	limit/base	current	history1	history2
Particles >4µm		ASTM D7647	>10000	6063	1164	2065
Particles >6µm		ASTM D7647	>2500	1517	286	533
Particles >14µm		ASTM D7647	>320	46	9	18
Particles >21µm		ASTM D7647	>80	6	2	3
Particles >38µm		ASTM D7647	>20	0	0	0
Particles >71µm		ASTM D7647	>4	0	0	0
Oil Cleanliness		ISO 4406 (c)	>20/18/15	20/18/13	17/15/10	18/16/11

FLUID DEGRADATION		method	limit/base	current	history1	history2
Acid Number (AN)	mg KOH/g	ASTM D974	0.005	0.013	0.014	0.014




OIL ANALYSIS REPORT



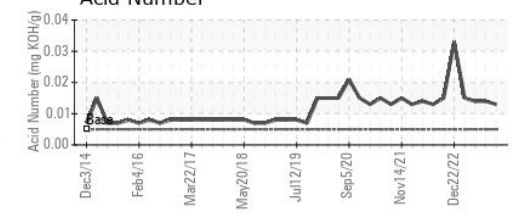
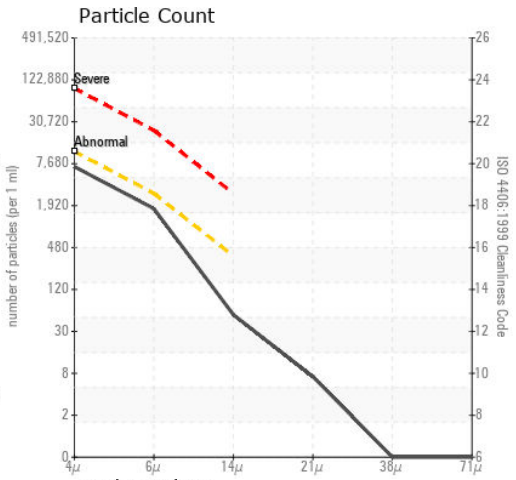
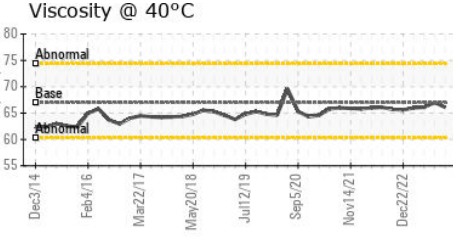
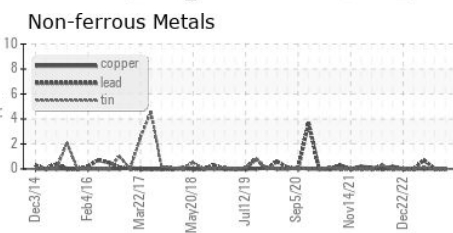
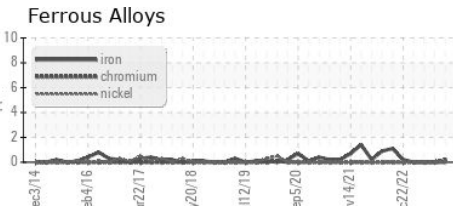
VISUAL	method	limit/base	current	history1	history2
White Metal	scalar	*Visual	NONE	NONE	NONE
Yellow Metal	scalar	*Visual	NONE	NONE	NONE
Precipitate	scalar	*Visual	NONE	NONE	NONE
Silt	scalar	*Visual	NONE	NONE	NONE
Debris	scalar	*Visual	NONE	NONE	NONE
Sand/Dirt	scalar	*Visual	NONE	NONE	NONE
Appearance	scalar	*Visual	NORML	NORML	NORML
Odor	scalar	*Visual	NORML	NORML	NORML
Emulsified Water	scalar	*Visual	>0.01	NEG	NEG
Free Water	scalar	*Visual		NEG	NEG

FLUID PROPERTIES	method	limit/base	current	history1	history2
Visc @ 40°C	cSt	ASTM D445 67	66.1	67.0	66.1

SAMPLE IMAGES	method	limit/base	current	history1	history2
---------------	--------	------------	---------	----------	----------



GRAPHS



Laboratory : WearCheck USA - 501 Madison Ave., Cary, NC 27513
Sample No. : USP0004073
Lab Number : 06029456
Unique Number : 10779247
Test Package : IND 2

CONAGRA FOODS
 801 DYE MILL ROAD
 TROY, OH
 US 45373
 Contact: MIKE WEAVER
 mike.weaver@conagrafoods.com

To discuss this sample report, contact Customer Service at 1-800-237-1369.
 * - Denotes test methods that are outside of the ISO 17025 scope of accreditation.
 Statements of conformity to specifications are based on the simple acceptance decision rule (JCGM 106:2012)