

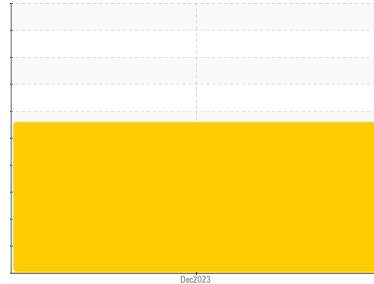
# PROBLEM SUMMARY

Sample Rating Trend

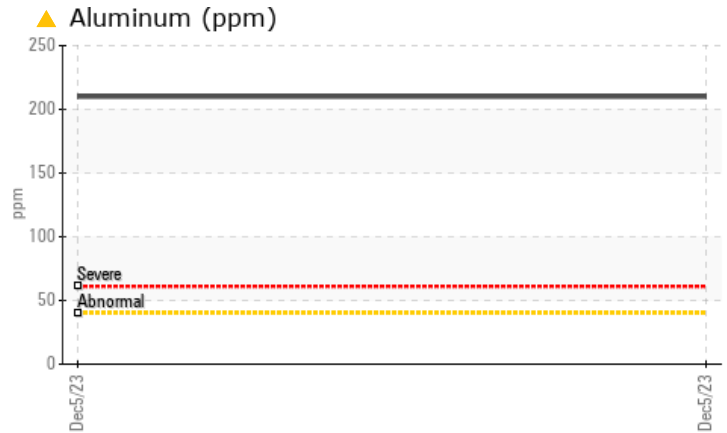
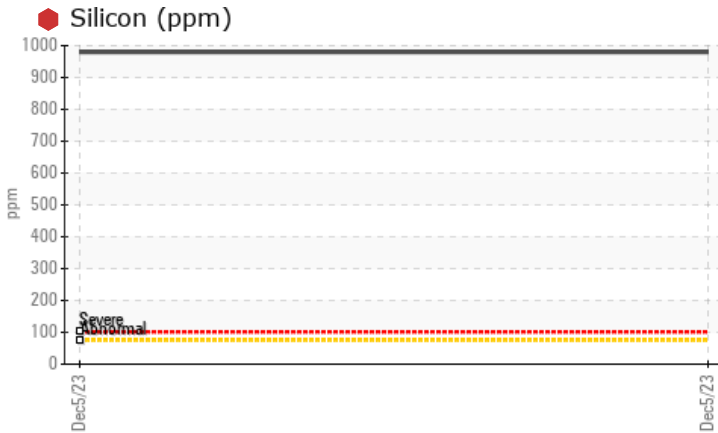
**DIRT**



Machine Id  
**JOHN DEERE 470 P 1FF470PAHNF000151**  
Component  
**Left Final Drive**  
Fluid  
**JOHN DEERE GL-5 80W90 (--- GAL)**



## COMPONENT CONDITION SUMMARY



## RECOMMENDATION

We advise that you check all areas where dirt can enter the system. The oil change at the time of sampling has been noted. We recommend an early resample to monitor this condition.

## PROBLEMATIC TEST RESULTS

Sample Status				<b>SEVERE</b>	---	---
Aluminum	ppm	ASTM D5185m	>40	<b>▲ 210</b>	---	---
Silicon	ppm	ASTM D5185m	>75	<b>● 980</b>	---	---

**Customer Id:** JAMASH  
**Sample No.:** JR0181049  
**Lab Number:** 06029693  
**Test Package:** CONST



To manage this report scan the QR code

To discuss the diagnosis or test data:  
Don Baldrige +1  
[don.b505@comcast.net](mailto:don.b505@comcast.net)

To change component or sample information:  
Customer Service +1 1-800-237-1369  
[customerservice@wearcheck.com](mailto:customerservice@wearcheck.com)

## RECOMMENDED ACTIONS

Action	Status	Date	Done By	Description
Resample	---	---	?	We recommend an early resample to monitor this condition.
Check Dirt Access	---	---	?	We advise that you check all areas where dirt can enter the system.

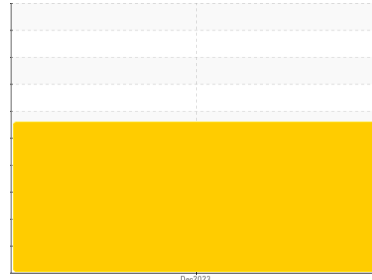
## HISTORICAL DIAGNOSIS

# OIL ANALYSIS REPORT

Sample Rating Trend

**DIRT**


Machine Id  
**JOHN DEERE 470 P 1FF470PAHNF000151**  
 Component  
**Left Final Drive**  
 Fluid  
**JOHN DEERE GL-5 80W90 (--- GAL)**


**DIAGNOSIS**
**Recommendation**

We advise that you check all areas where dirt can enter the system. The oil change at the time of sampling has been noted. We recommend an early resample to monitor this condition.

**Wear**

Metal levels are typical for a components first oil change.

**Contamination**

Elemental levels of silicon (Si) and aluminum (Al) indicate alumina-silicate (coarse dirt) ingress.

**Fluid Condition**

The oil is no longer serviceable due to the presence of contaminants.

SAMPLE INFORMATION	method	limit/base	current	history1	history2
Sample Number	Client Info		<b>JR0181049</b>	---	---
Sample Date	Client Info		<b>05 Dec 2023</b>	---	---
Machine Age	hrs	Client Info	<b>1996</b>	---	---
Oil Age	hrs	Client Info	<b>1996</b>	---	---
Oil Changed	Client Info		<b>Changed</b>	---	---
Sample Status			<b>SEVERE</b>	---	---

CONTAMINATION	method	limit/base	current	history1	history2
Water	WC Method	>0.075	<b>NEG</b>	---	---

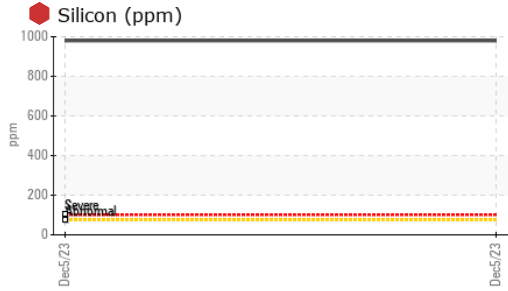
WEAR METALS	method	limit/base	current	history1	history2
PQ	ASTM D8184	>1250	<b>418</b>	---	---
Iron	ppm	ASTM D5185m >750	<b>1881</b>	---	---
Chromium	ppm	ASTM D5185m >9	<b>22</b>	---	---
Nickel	ppm	ASTM D5185m >10	<b>4</b>	---	---
Titanium	ppm	ASTM D5185m	<b>14</b>	---	---
Silver	ppm	ASTM D5185m	<b>2</b>	---	---
Aluminum	ppm	ASTM D5185m >40	<b>▲ 210</b>	---	---
Lead	ppm	ASTM D5185m >15	<b>0</b>	---	---
Copper	ppm	ASTM D5185m >40	<b>2</b>	---	---
Tin	ppm	ASTM D5185m >10	<b>0</b>	---	---
Vanadium	ppm	ASTM D5185m	<b>&lt;1</b>	---	---
Cadmium	ppm	ASTM D5185m	<b>&lt;1</b>	---	---

ADDITIVES	method	limit/base	current	history1	history2
Boron	ppm	ASTM D5185m	<b>51</b>	---	---
Barium	ppm	ASTM D5185m	<b>7</b>	---	---
Molybdenum	ppm	ASTM D5185m	<b>0</b>	---	---
Manganese	ppm	ASTM D5185m	<b>28</b>	---	---
Magnesium	ppm	ASTM D5185m	<b>29</b>	---	---
Calcium	ppm	ASTM D5185m	<b>30</b>	---	---
Phosphorus	ppm	ASTM D5185m	<b>518</b>	---	---
Zinc	ppm	ASTM D5185m	<b>27</b>	---	---
Sulfur	ppm	ASTM D5185m	<b>18463</b>	---	---

CONTAMINANTS	method	limit/base	current	history1	history2
Silicon	ppm	ASTM D5185m >75	<b>◆ 980</b>	---	---
Sodium	ppm	ASTM D5185m >51	<b>9</b>	---	---
Potassium	ppm	ASTM D5185m >20	<b>65</b>	---	---

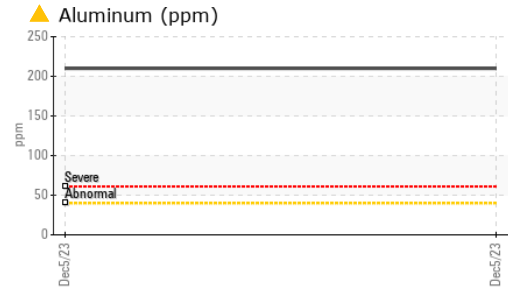
VISUAL	method	limit/base	current	history1	history2
White Metal	scalar	*Visual NONE	<b>NONE</b>	---	---
Yellow Metal	scalar	*Visual NONE	<b>NONE</b>	---	---
Precipitate	scalar	*Visual NONE	<b>NONE</b>	---	---
Silt	scalar	*Visual NONE	<b>NONE</b>	---	---
Debris	scalar	*Visual NONE	<b>NONE</b>	---	---
Sand/Dirt	scalar	*Visual NONE	<b>NONE</b>	---	---
Appearance	scalar	*Visual NORML	<b>NORML</b>	---	---
Odor	scalar	*Visual NORML	<b>NORML</b>	---	---
Emulsified Water	scalar	*Visual >0.075	<b>NEG</b>	---	---
Free Water	scalar	*Visual	<b>NEG</b>	---	---

# OIL ANALYSIS REPORT

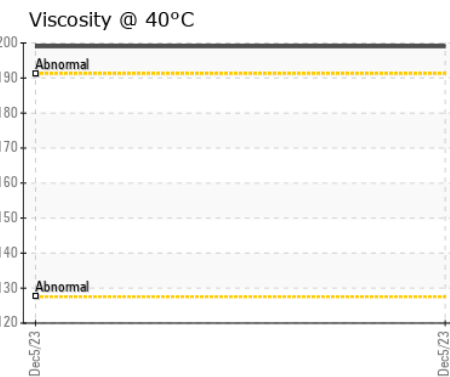
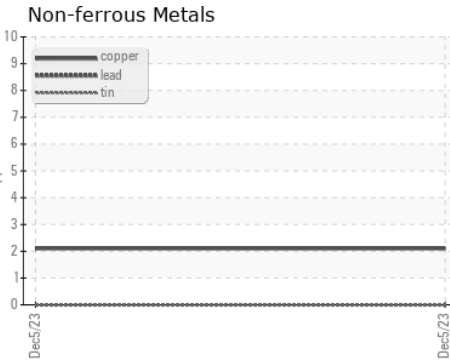

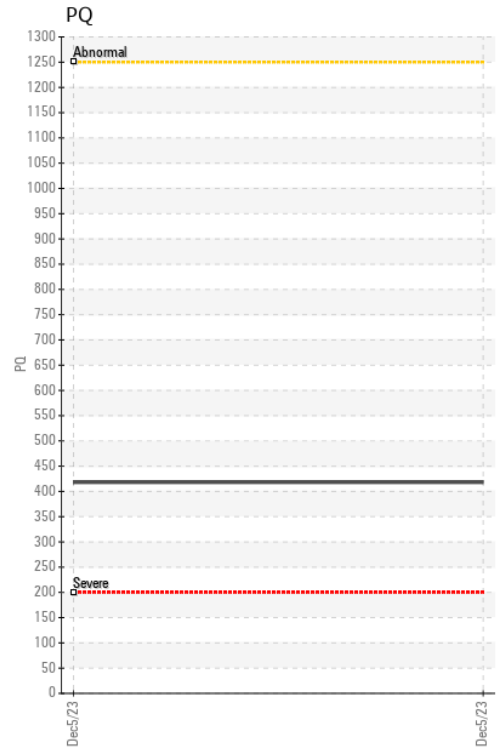

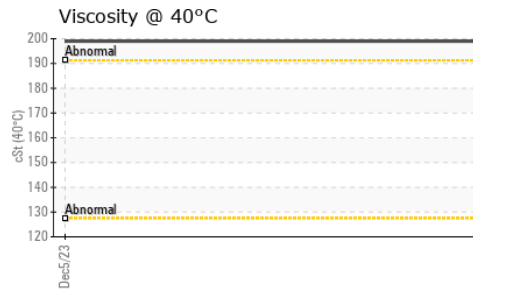


FLUID PROPERTIES	method	limit/base	current	history1	history2
Visc @ 40°C	cSt	ASTM D445	<b>199</b>	---	---

SAMPLE IMAGES	method	limit/base	current	history1	history2
Color			no image	no image	no image
Bottom			no image	no image	no image



## GRAPHS



Certificate L2367

**Laboratory** : WearCheck USA - 501 Madison Ave., Cary, NC 27513  
**Sample No.** : JR0181049      **Received** : 08 Dec 2023  
**Lab Number** : 06029693      **Diagnosed** : 12 Dec 2023  
**Unique Number** : 10779484      **Diagnostician** : Don Baldrige  
**Test Package** : CONST ( Additional Tests: PQ )

To discuss this sample report, contact Customer Service at 1-800-237-1369.

\* - Denotes test methods that are outside of the ISO 17025 scope of accreditation.

Statements of conformity to specifications are based on the simple acceptance decision rule (JCGM 106:2012)

**JRE - ASHLAND**  
 11047 LEADBETTER RD  
 ASHLAND, VA  
 US 23005  
 Contact: DAVID ZIEG  
 dzieg@jamesriverequipment.com  
 T: (804)798-6001  
 F: (804)798-0292