
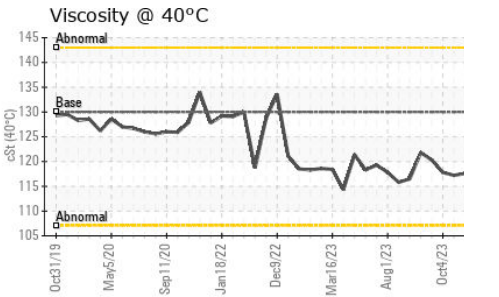

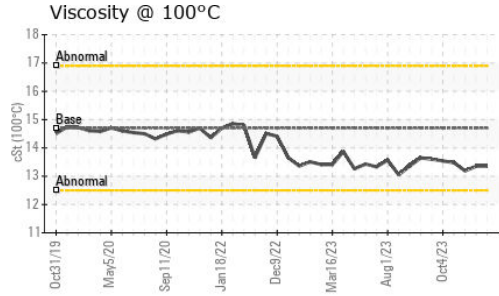
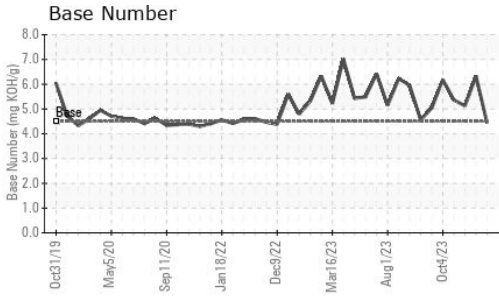




OIL ANALYSIS REPORT



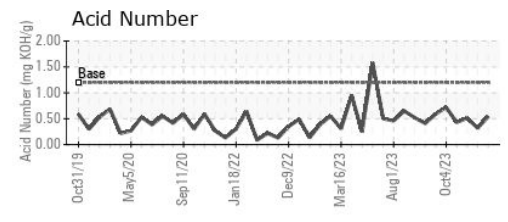
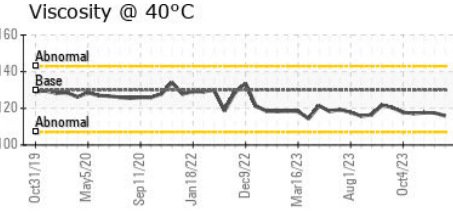
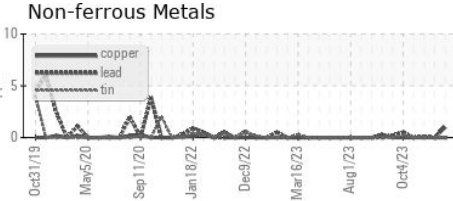
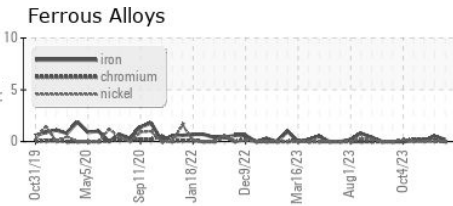
VISUAL	method	limit/base	current	history1	history2
White Metal	scalar	*Visual	NONE	NONE	NONE
Yellow Metal	scalar	*Visual	NONE	NONE	NONE
Precipitate	scalar	*Visual	NONE	NONE	NONE
Silt	scalar	*Visual	NONE	NONE	NONE
Debris	scalar	*Visual	NONE	NONE	NONE
Sand/Dirt	scalar	*Visual	NONE	NONE	NONE
Appearance	scalar	*Visual	NORML	NORML	NORML
Odor	scalar	*Visual	NORML	NORML	NORML
Emulsified Water	scalar	*Visual	NEG	NEG	NEG
Free Water	scalar	*Visual	NEG	NEG	NEG

FLUID PROPERTIES	method	limit/base	current	history1	history2
Visc @ 40°C	cSt	ASTM D445	130	115.9	117.5
Visc @ 100°C	cSt	ASTM D445	14.7	13.35	13.19
Viscosity Index (VI)	Scale	ASTM D2270	114	111	109

SAMPLE IMAGES	method	limit/base	current	history1	history2
Color					
Bottom					



GRAPHS



Certificate L2367

Laboratory : WearCheck USA - 501 Madison Ave., Cary, NC 27513
Sample No. : WC0776794 **Received** : 08 Dec 2023
Lab Number : 06029832 **Diagnosed** : 13 Dec 2023
Unique Number : 10779623 **Diagnostician** : Jonathan Hester
Test Package : MOB 2 (Additional Tests: FT-IR, ICP-NewOil, KF, KV100, PrtCount, TBN, VI)

EDL NA Recips-Brent Run
 Brent Run Power Station, 8383 Vienna Road
 Montrose, MI
 US 48457-9141
 Contact: Rob Stewart
 Rob.Stewart@energydevelopments.com

To discuss this sample report, contact Customer Service at 1-800-237-1369.
 * - Denotes test methods that are outside of the ISO 17025 scope of accreditation.
 Statements of conformity to specifications are based on the simple acceptance decision rule (JCGM 106:2012)