



OIL ANALYSIS REPORT

Sample Rating Trend

NORMAL



Area
AEON 9000 SP
 Machine Id
INGERSOLL RAND F04422U05315
 Component
Compressor

DIAGNOSIS

Recommendation

No corrective action is recommended at this time. Resample at the next service interval to monitor.

Wear

All component wear rates are normal.

Contamination

Moderate concentration of visible dirt/debris present in the oil.

Fluid Condition

The AN level is acceptable for this fluid. The condition of the oil is suitable for further service.

SAMPLE INFORMATION

	method	limit/base	current	history1	history2
Sample Number	Client Info		UCH06055455	---	---
Sample Date	Client Info		19 Dec 2023	---	---
Machine Age	hrs	Client Info	0	---	---
Oil Age	hrs	Client Info	0	---	---
Oil Changed	Client Info		N/A	---	---
Sample Status			NORMAL	---	---

WEAR METALS

	method	limit/base	current	history1	history2
Iron	ppm	ASTM D5185m >50	3	---	---
Chromium	ppm	ASTM D5185m >10	0	---	---
Nickel	ppm	ASTM D5185m	0	---	---
Titanium	ppm	ASTM D5185m	0	---	---
Silver	ppm	ASTM D5185m	0	---	---
Aluminum	ppm	ASTM D5185m >25	0	---	---
Lead	ppm	ASTM D5185m >25	0	---	---
Copper	ppm	ASTM D5185m >50	10	---	---
Tin	ppm	ASTM D5185m >15	0	---	---
Vanadium	ppm	ASTM D5185m	0	---	---
Cadmium	ppm	ASTM D5185m	0	---	---

ADDITIVES

	method	limit/base	current	history1	history2
Boron	ppm	ASTM D5185m 0	0	---	---
Barium	ppm	ASTM D5185m 0	0	---	---
Molybdenum	ppm	ASTM D5185m 0	0	---	---
Manganese	ppm	ASTM D5185m	0	---	---
Magnesium	ppm	ASTM D5185m 0	0	---	---
Calcium	ppm	ASTM D5185m 0	4	---	---
Phosphorus	ppm	ASTM D5185m 800	191	---	---
Zinc	ppm	ASTM D5185m 0	12	---	---
Sulfur	ppm	ASTM D5185m 0	0	---	---

CONTAMINANTS


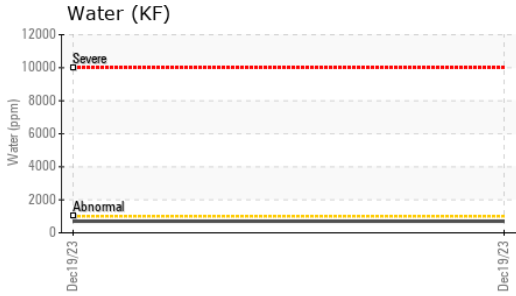
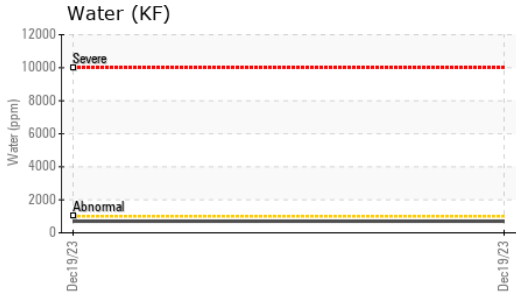
	method	limit/base	current	history1	history2
Silicon	ppm	ASTM D5185m >25	<1	---	---
Sodium	ppm	ASTM D5185m	1	---	---
Potassium	ppm	ASTM D5185m >20	0	---	---
Water	%	ASTM D6304 >0.1	0.070	---	---
ppm Water	ppm	ASTM D6304 >1000	700	---	---

FLUID DEGRADATION

	method	limit/base	current	history1	history2
Acid Number (AN)	mg KOH/g	ASTM D8045 .170	1.04	---	---





OIL ANALYSIS REPORT



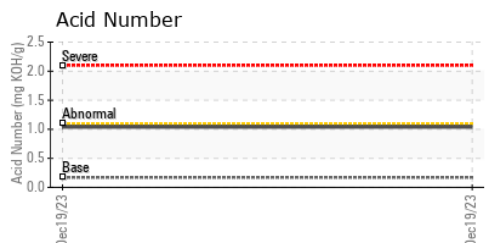
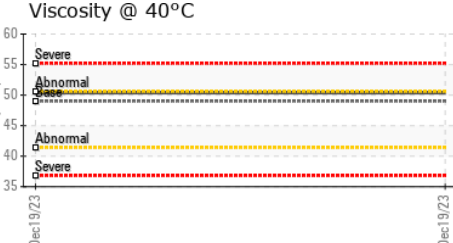

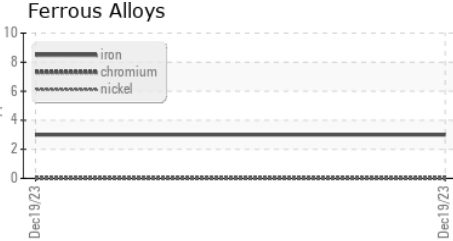
VISUAL	method	limit/base	current	history1	history2	
White Metal	scalar	*Visual	NONE	NONE	---	---
Yellow Metal	scalar	*Visual	NONE	NONE	---	---
Precipitate	scalar	*Visual	NONE	NONE	---	---
Silt	scalar	*Visual	NONE	NONE	---	---
Debris	scalar	*Visual	NONE	MODER	---	---
Sand/Dirt	scalar	*Visual	NONE	NONE	---	---
Appearance	scalar	*Visual	NORML	NORML	---	---
Odor	scalar	*Visual	NORML	NORML	---	---
Emulsified Water	scalar	*Visual	>0.1	0.2%	---	---
Free Water	scalar	*Visual		NEG	---	---

FLUID PROPERTIES	method	limit/base	current	history1	history2	
Visc @ 40°C	cSt	ASTM D445	49.01	50.4	---	---

SAMPLE IMAGES	method	limit/base	current	history1	history2
---------------	--------	------------	---------	----------	----------

Color				no image	no image
Bottom				no image	no image

GRAPHS



Certificate L2367

Laboratory : WearCheck USA - 501 Madison Ave., Cary, NC 27513
Sample No. : UCH06055455 **Recieved** : 09 Jan 2024
Lab Number : 06055455 **Diagnosed** : 10 Jan 2024
Unique Number : 10821404 **Diagnostician** : Don Baldrige
Test Package : IND 2 (Additional Tests: KF)

FLUID-AIRE DYNAMICS
 550 ALBION AVE
 SCHAUMBURG, IL
 US 60193
 Contact: ED DIENER
 ed.diener@fluidairedynamics.com
 T: (847)678-8388
 F:

To discuss this sample report, contact Customer Service at 1-800-237-1369.
 * - Denotes test methods that are outside of the ISO 17025 scope of accreditation.
 Statements of conformity to specifications are based on the simple acceptance decision rule (JCGM 106:2012)