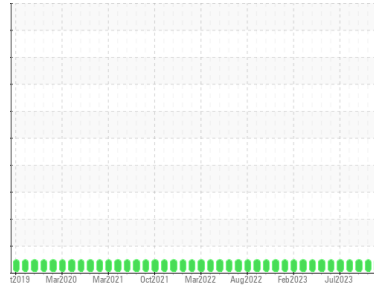




OIL ANALYSIS REPORT

Sample Rating Trend

NORMAL



Area
JOHN R INGRAM
 Machine Id
[JOHN R INGRAM] 004 531157-4
 Component
Port Reduction Gear
 Fluid
CHEVRON MEROPA 320 (150 GAL)

DIAGNOSIS

Recommendation

Resample at the next service interval to monitor.

Wear

All component wear rates are normal.

Contamination

There is no indication of any contamination in the oil.

Fluid Condition

The AN level is acceptable for this fluid. The condition of the oil is suitable for further service.

SAMPLE INFORMATION

	method	limit/base	current	history1	history2
Sample Number	Client Info		MW06055504	MW0034239	MW0061565
Sample Date	Client Info		01 Dec 2023	01 Nov 2023	30 Sep 2023
Machine Age	hrs	Client Info	58224	57504	56736
Oil Age	hrs	Client Info	260	57504	56736
Oil Changed	Client Info		N/A	Not Changd	N/A
Sample Status			NORMAL	NORMAL	NORMAL

CONTAMINATION

	method	limit/base	current	history1	history2
Water	WC Method	>0.1	NEG	NEG	NEG

WEAR METALS

	method	limit/base	current	history1	history2
Iron	ppm	ASTM D5185m >150	44	55	47
Chromium	ppm	ASTM D5185m >10	4	4	5
Nickel	ppm	ASTM D5185m >10	0	<1	1
Titanium	ppm	ASTM D5185m	0	0	<1
Silver	ppm	ASTM D5185m	0	0	0
Aluminum	ppm	ASTM D5185m >25	4	5	4
Lead	ppm	ASTM D5185m >100	<1	<1	2
Copper	ppm	ASTM D5185m >50	5	5	5
Tin	ppm	ASTM D5185m >10	0	0	<1
Vanadium	ppm	ASTM D5185m	0	0	0
Cadmium	ppm	ASTM D5185m	0	0	0

ADDITIVES

	method	limit/base	current	history1	history2
Boron	ppm	ASTM D5185m 20	10	12	11
Barium	ppm	ASTM D5185m	0	0	0
Molybdenum	ppm	ASTM D5185m 0	<1	5	3
Manganese	ppm	ASTM D5185m	0	<1	<1
Magnesium	ppm	ASTM D5185m	2	6	8
Calcium	ppm	ASTM D5185m 25	28	46	39
Phosphorus	ppm	ASTM D5185m 235	248	260	237
Zinc	ppm	ASTM D5185m	23	38	36
Sulfur	ppm	ASTM D5185m	5517	6087	6897

CONTAMINANTS

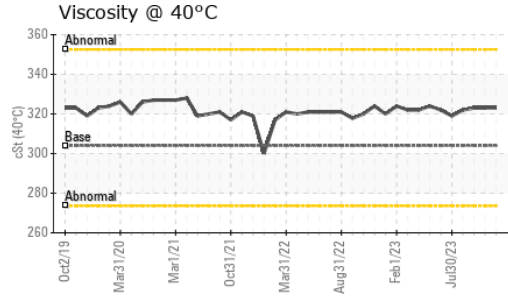
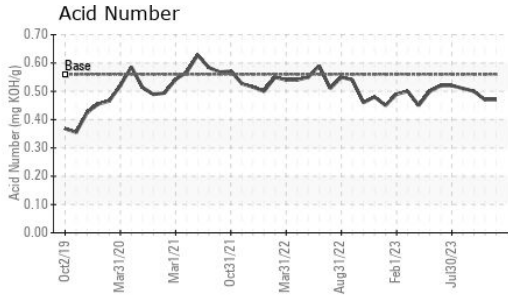
	method	limit/base	current	history1	history2
Silicon	ppm	ASTM D5185m >50	4	6	6
Sodium	ppm	ASTM D5185m	55	62	56
Potassium	ppm	ASTM D5185m >20	2	2	3

FLUID DEGRADATION

	method	limit/base	current	history1	history2
Acid Number (AN)	mg KOH/g	ASTM D8045 0.56	0.47	0.47	0.50



OIL ANALYSIS REPORT



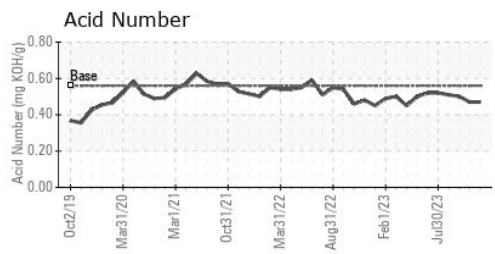
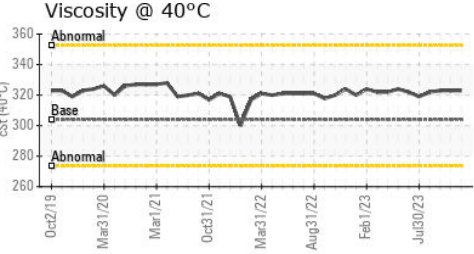
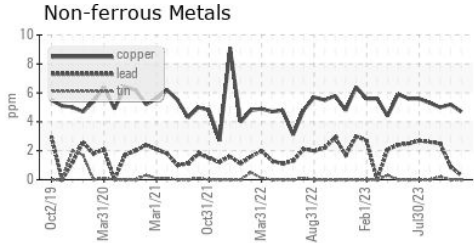
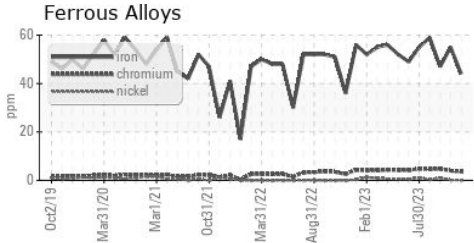
VISUAL	method	limit/base	current	history1	history2
White Metal	scalar	*Visual	NONE	NONE	NONE
Yellow Metal	scalar	*Visual	NONE	NONE	NONE
Precipitate	scalar	*Visual	NONE	NONE	NONE
Silt	scalar	*Visual	NONE	NONE	NONE
Debris	scalar	*Visual	NONE	NONE	NONE
Sand/Dirt	scalar	*Visual	NONE	NONE	NONE
Appearance	scalar	*Visual	NORML	NORML	NORML
Odor	scalar	*Visual	NORML	NORML	NORML
Emulsified Water	scalar	*Visual	>0.1	NEG	NEG
Free Water	scalar	*Visual		NEG	NEG

FLUID PROPERTIES	method	limit/base	current	history1	history2
Visc @ 40°C	cSt	ASTM D445 304	323	323	323

SAMPLE IMAGES	method	limit/base	current	history1	history2
---------------	--------	------------	---------	----------	----------

Color				no image	no image	no image
Bottom				no image	no image	no image

GRAPHS



Laboratory : WearCheck USA - 501 Madison Ave., Cary, NC 27513
Sample No. : MW06055504 **Recieved** : 09 Jan 2024
Lab Number : **06055504** **Diagnosed** : 10 Jan 2024
Unique Number : 10821453 **Diagnostician** : Wes Davis
Test Package : MAR 2

INGRAM BARGE
 900 S 3RD ST
 PADUCAH, KY
 US 42003
 Contact: GLENN ELLIS
 glen.ellis@ingrambarge.com
 T: (270)415-4467
 F: (615)695-3697

Certificate L2367
 To discuss this sample report, contact Customer Service at 1-800-237-1369.
 * - Denotes test methods that are outside of the ISO 17025 scope of accreditation.
 Statements of conformity to specifications are based on the simple acceptance decision rule (JCGM 106:2012)