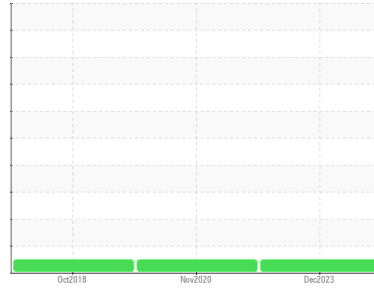




OIL ANALYSIS REPORT

Sample Rating Trend

NORMAL



Machine Id
MCQUAY VA MEDICAL CENTER CH 2 COMP 1 (S/N STNU110700026)
 Component
Refrigeration Compressor
 Fluid
ICI EMKARATE RL 22N (7 GAL)

DIAGNOSIS

Recommendation

Resample at the next service interval to monitor.

Wear

All component wear rates are normal.

Contamination

There is no indication of any contamination in the oil.

Fluid Condition

The AN level is acceptable for this fluid. The condition of the oil is suitable for further service.

SAMPLE INFORMATION

	method	limit/base	current	history1	history2
Sample Number	Client Info		WC0798461	WC0384510	WCI2310656
Sample Date	Client Info		27 Dec 2023	13 Nov 2020	13 Oct 2018
Machine Age	hrs	Client Info	28250	20670	12100
Oil Age	hrs	Client Info	0	0	12100
Oil Changed	Client Info		Not Changed	Not Changed	Not Changed
Sample Status			NORMAL	NORMAL	NORMAL

WEAR METALS

	method	limit/base	current	history1	history2
Iron	ppm	ASTM D5185m >100	8	8	<1
Chromium	ppm	ASTM D5185m >2	0	0	<1
Nickel	ppm	ASTM D5185m	0	<1	0
Titanium	ppm	ASTM D5185m	0	0	0
Silver	ppm	ASTM D5185m >2	0	<1	<1
Aluminum	ppm	ASTM D5185m >50	<1	<1	<1
Lead	ppm	ASTM D5185m >2	2	2	2
Copper	ppm	ASTM D5185m >100	11	21	12
Tin	ppm	ASTM D5185m >4	2	3	0
Antimony	ppm	ASTM D5185m	---	0	0
Vanadium	ppm	ASTM D5185m	<1	0	0
Cadmium	ppm	ASTM D5185m	0	0	0

ADDITIVES

	method	limit/base	current	history1	history2
Boron	ppm	ASTM D5185m	0	<1	0
Barium	ppm	ASTM D5185m	0	0	0
Molybdenum	ppm	ASTM D5185m	0	<1	0
Manganese	ppm	ASTM D5185m	<1	<1	0
Magnesium	ppm	ASTM D5185m	0	<1	11
Calcium	ppm	ASTM D5185m	0	0	0
Phosphorus	ppm	ASTM D5185m	1	4	1
Zinc	ppm	ASTM D5185m	16	15	4
Sulfur	ppm	ASTM D5185m	28	56	20

CONTAMINANTS

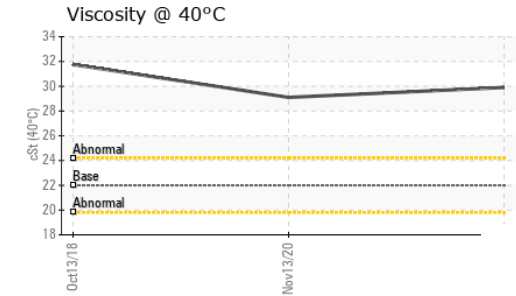
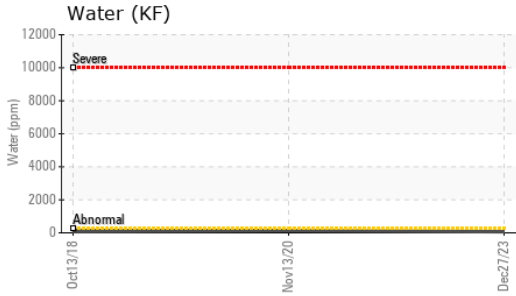
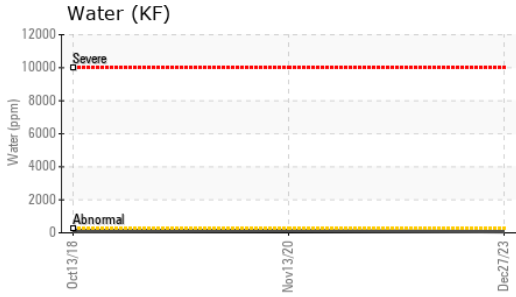
	method	limit/base	current	history1	history2
Silicon	ppm	ASTM D5185m >50	14	15	9
Sodium	ppm	ASTM D5185m	<1	2	7
Potassium	ppm	ASTM D5185m >20	3	5	0
Water	%	ASTM D6304 >0.02	0.006	0.013	0.008
ppm Water	ppm	ASTM D6304 >250	64	131.9	80

FLUID DEGRADATION

	method	limit/base	current	history1	history2
Acid Number (AN)	mg KOH/g	ASTM D974 0.02	0.086	0.075	0.043




OIL ANALYSIS REPORT



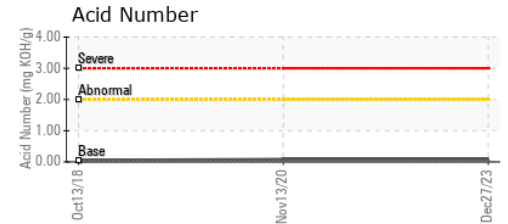
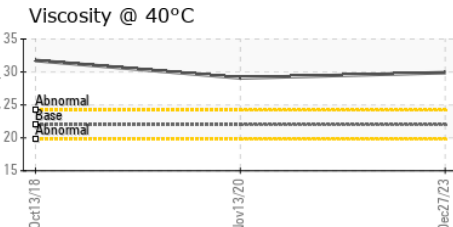
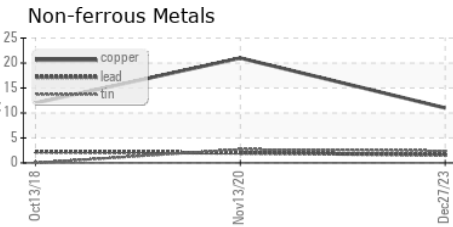
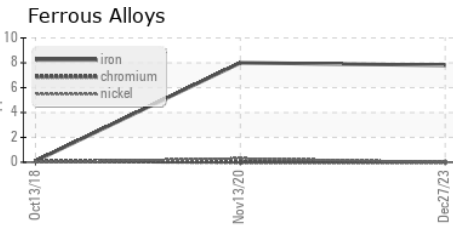
VISUAL	method	limit/base	current	history1	history2
White Metal	scalar	*Visual	NONE	NONE	NONE
Yellow Metal	scalar	*Visual	NONE	NONE	NONE
Precipitate	scalar	*Visual	NONE	NONE	NONE
Silt	scalar	*Visual	NONE	NONE	NONE
Debris	scalar	*Visual	NONE	NONE	NONE
Sand/Dirt	scalar	*Visual	NONE	NONE	NONE
Appearance	scalar	*Visual	NORML	NORML	NORML
Odor	scalar	*Visual	NORML	NORML	NORML
Emulsified Water	scalar	*Visual	>0.02	NEG	NEG
Free Water	scalar	*Visual		NEG	NEG

FLUID PROPERTIES	method	limit/base	current	history1	history2
Visc @ 40°C	cSt	ASTM D445 22.0	29.9	29.1	31.75

SAMPLE IMAGES	method	limit/base	current	history1	history2
---------------	--------	------------	---------	----------	----------



GRAPHS



Certificate L2367

Laboratory : WearCheck USA - 501 Madison Ave., Cary, NC 27513
Sample No. : WC0798461 **Received** : 10 Jan 2024
Lab Number : 06056778 **Diagnosed** : 11 Jan 2024
Unique Number : 10822727 **Diagnostician** : Don Baldrige
Test Package : IND 2

DAIKIN APPLIED
 5021 HOWERTON WAY SUITE P
 BOWIE, MD
 US 20715
 Contact: ANDREW TURLINGTON
 andrew.turlington@daikinapplied.com
 T: (301)735-1440
 F: (301)735-1838

To discuss this sample report, contact Customer Service at 1-800-237-1369.
 * - Denotes test methods that are outside of the ISO 17025 scope of accreditation.
 Statements of conformity to specifications are based on the simple acceptance decision rule (JCGM 106:2012)