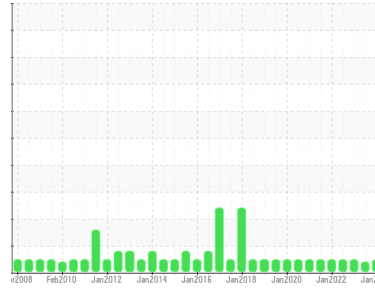




OIL ANALYSIS REPORT

Sample Rating Trend



NORMAL



Area
LFC-1030-CM-01-CM029 [1890868]
 Machine Id
EX11MT02-1030 - EXTRUDER DRIVE 11_2
 Component
Gearbox
 Fluid
LE 4220 (13 QTS)

DIAGNOSIS

- Recommendation**
 Resample at the next service interval to monitor.
- Wear**
 All component wear rates are normal.
- Contamination**
 There is no indication of any contamination in the oil.
- Fluid Condition**
 The AN level is acceptable for this fluid. The condition of the oil is suitable for further service.

SAMPLE INFORMATION		method	limit/base	current	history1	history2
Sample Number	Client Info			WC0882124	WC0823777	WC0767393
Sample Date	Client Info			05 Jan 2024	13 Jul 2023	05 Jan 2023
Machine Age	days	Client Info		60	0	0
Oil Age	days	Client Info		60	0	0
Oil Changed	Client Info			N/A	N/A	N/A
Sample Status				NORMAL	ABNORMAL	NORMAL

CONTAMINATION		method	limit/base	current	history1	history2
Water	WC Method		>0.2	NEG	NEG	NEG

WEAR METALS		method	limit/base	current	history1	history2
Iron	ppm	ASTM D5185m	>200	60	50	5
Chromium	ppm	ASTM D5185m	>15	<1	<1	0
Nickel	ppm	ASTM D5185m	>15	0	0	0
Titanium	ppm	ASTM D5185m		0	0	0
Silver	ppm	ASTM D5185m		0	0	0
Aluminum	ppm	ASTM D5185m	>25	0	<1	0
Lead	ppm	ASTM D5185m	>100	0	0	0
Copper	ppm	ASTM D5185m	>200	<1	<1	1
Tin	ppm	ASTM D5185m	>25	0	0	0
Vanadium	ppm	ASTM D5185m		<1	<1	0
Cadmium	ppm	ASTM D5185m		0	0	0

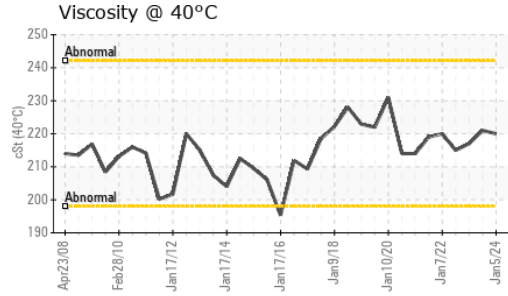
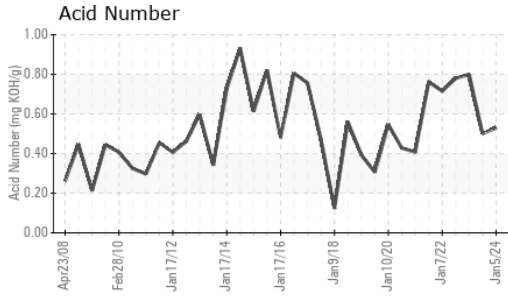
ADDITIVES		method	limit/base	current	history1	history2
Boron	ppm	ASTM D5185m		0	0	21
Barium	ppm	ASTM D5185m		0	0	0
Molybdenum	ppm	ASTM D5185m		0	0	0
Manganese	ppm	ASTM D5185m		<1	<1	<1
Magnesium	ppm	ASTM D5185m		<1	2	0
Calcium	ppm	ASTM D5185m		3	1	0
Phosphorus	ppm	ASTM D5185m		199	198	340
Zinc	ppm	ASTM D5185m		18	11	0
Sulfur	ppm	ASTM D5185m		1863	2287	19897

CONTAMINANTS		method	limit/base	current	history1	history2
Silicon	ppm	ASTM D5185m	>50	2	2	<1
Sodium	ppm	ASTM D5185m		6	2	<1
Potassium	ppm	ASTM D5185m	>20	1	1	<1

FLUID DEGRADATION		method	limit/base	current	history1	history2
Acid Number (AN)	mg KOH/g	ASTM D8045		0.53	0.50	0.80




OIL ANALYSIS REPORT



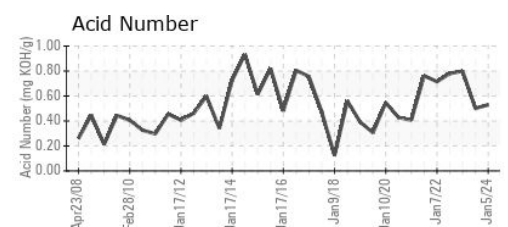
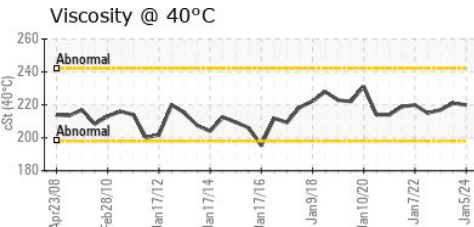
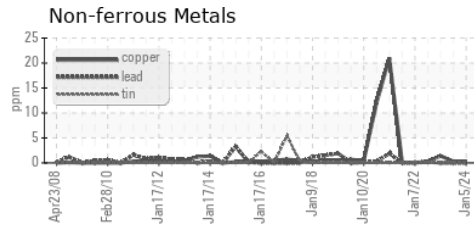
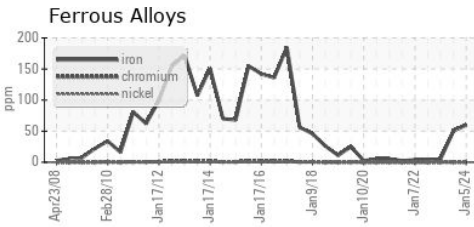
VISUAL	method	limit/base	current	history1	history2
White Metal	scalar	*Visual	NONE	NONE	NONE
Yellow Metal	scalar	*Visual	NONE	NONE	NONE
Precipitate	scalar	*Visual	NONE	NONE	NONE
Silt	scalar	*Visual	NONE	NONE	NONE
Debris	scalar	*Visual	NONE	LIGHT	▲ MODER
Sand/Dirt	scalar	*Visual	NONE	NONE	NONE
Appearance	scalar	*Visual	NORML	NORML	NORML
Odor	scalar	*Visual	NORML	NORML	NORML
Emulsified Water	scalar	*Visual	>0.2	NEG	NEG
Free Water	scalar	*Visual		NEG	NEG

FLUID PROPERTIES	method	limit/base	current	history1	history2
Visc @ 40°C	cSt	ASTM D445	220	221	217

SAMPLE IMAGES	method	limit/base	current	history1	history2
---------------	--------	------------	---------	----------	----------



GRAPHS



Laboratory : WearCheck USA - 501 Madison Ave., Cary, NC 27513
Sample No. : WC0882124 **Recieved** : 10 Jan 2024
Lab Number : 06056853 **Diagnosed** : 11 Jan 2024
Unique Number : 10822802 **Diagnostician** : Angela Borella
Test Package : IND 2

LEPRINO FOODS - ALLENDALE
 4700 RICH STREET
 ALLENDALE, MI
 US 49401
 Contact: BILL FERRIER
 BFERRIER@LEPRINOFOODS.COM
 T:
 F:

To discuss this sample report, contact Customer Service at 1-800-237-1369.
 * - Denotes test methods that are outside of the ISO 17025 scope of accreditation.
 Statements of conformity to specifications are based on the simple acceptance decision rule (JCGM 106:2012)