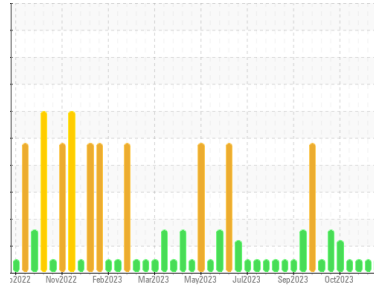




# OIL ANALYSIS REPORT

Sample Rating Trend



**NORMAL**



Machine Id  
**Brent Run CAT 1 BRRM01BE**  
 Component  
**Biogas Engine**  
 Fluid  
**CHEVRON HDAX 6500 LFG GAS ENGINE OIL (--- GAL)**

## DIAGNOSIS

### Recommendation

Resample at the next service interval to monitor. ( Customer Sample Comment: 400 hr sample )

### Wear

All component wear rates are normal.

### Contamination

There is no indication of any contamination in the oil.

### Fluid Condition

The BN result indicates that there is suitable alkalinity remaining in the oil. The AN level is acceptable for this fluid. The condition of the oil is suitable for further service.

## SAMPLE INFORMATION

	method	limit/base	current	history1	history2
Sample Number	Client Info		<b>WC0776798</b>	WC0776785	WC0776784
Sample Date	Client Info		<b>05 Jan 2024</b>	26 Dec 2023	22 Nov 2023
Machine Age	hrs	Client Info	<b>40117</b>	39928	39228
Oil Age	hrs	Client Info	<b>468</b>	279	477
Oil Changed	Client Info		<b>Not Chngd</b>	Not Chngd	Not Chngd
Sample Status			<b>NORMAL</b>	NORMAL	NORMAL

## CONTAMINATION

	method	limit/base	current	history1	history2
Fuel	WC Method	>4.0	<b>&lt;1.0</b>	<1.0	<1.0
Water	WC Method	>0.1	<b>NEG</b>	NEG	NEG
Glycol	WC Method		<b>NEG</b>	NEG	NEG

## WEAR METALS

	method	limit/base	current	history1	history2	
Iron	ppm	ASTM D5185m	>15	<b>2</b>	<1	1
Chromium	ppm	ASTM D5185m	>4	<b>0</b>	0	0
Nickel	ppm	ASTM D5185m	>2	<b>0</b>	<1	<1
Titanium	ppm	ASTM D5185m		<b>0</b>	0	0
Silver	ppm	ASTM D5185m	>5	<b>0</b>	0	0
Aluminum	ppm	ASTM D5185m	>6	<b>2</b>	2	2
Lead	ppm	ASTM D5185m	>9	<b>1</b>	1	1
Copper	ppm	ASTM D5185m	>6	<b>&lt;1</b>	1	<1
Tin	ppm	ASTM D5185m	>4	<b>3</b>	2	4
Vanadium	ppm	ASTM D5185m		<b>&lt;1</b>	0	0
Cadmium	ppm	ASTM D5185m		<b>0</b>	0	0

## ADDITIVES

	method	limit/base	current	history1	history2	
Boron	ppm	ASTM D5185m		<b>2</b>	1	2
Barium	ppm	ASTM D5185m		<b>0</b>	0	0
Molybdenum	ppm	ASTM D5185m		<b>2</b>	<1	<1
Manganese	ppm	ASTM D5185m		<b>&lt;1</b>	<1	<1
Magnesium	ppm	ASTM D5185m		<b>11</b>	13	13
Calcium	ppm	ASTM D5185m		<b>1924</b>	1961	1941
Phosphorus	ppm	ASTM D5185m		<b>307</b>	314	297
Zinc	ppm	ASTM D5185m		<b>369</b>	369	365
Sulfur	ppm	ASTM D5185m		<b>2663</b>	2767	2997

## CONTAMINANTS

	method	limit/base	current	history1	history2	
Silicon	ppm	ASTM D5185m	>181	<b>171</b>	137	179
Sodium	ppm	ASTM D5185m		<b>&lt;1</b>	2	<1
Potassium	ppm	ASTM D5185m	>20	<b>0</b>	2	2

## INFRA-RED

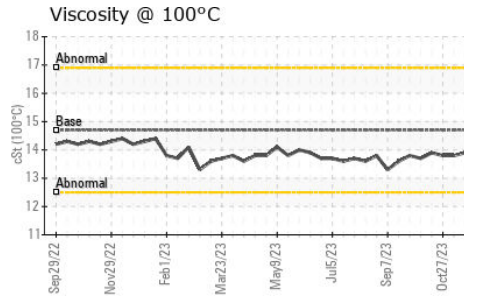
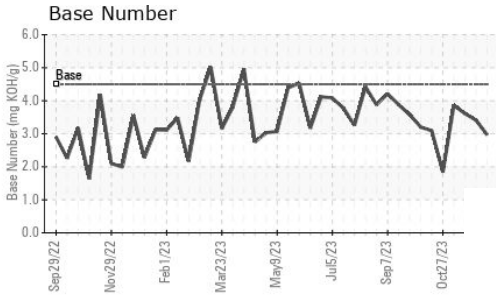
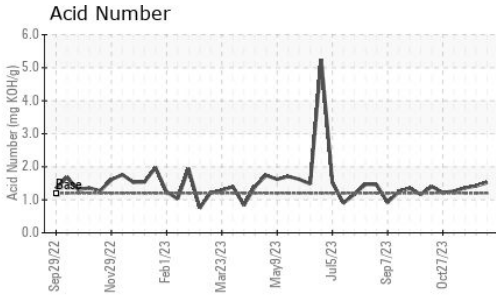
	method	limit/base	current	history1	history2	
Soot %	%	*ASTM D7844		<b>0.1</b>	0.1	0.1
Nitration	Abs/cm	*ASTM D7624	>20	<b>6.8</b>	6.5	6.7
Sulfation	Abs/.1mm	*ASTM D7415	>30	<b>25.2</b>	22.6	24.6

## FLUID DEGRADATION

	method	limit/base	current	history1	history2	
Oxidation	Abs/.1mm	*ASTM D7414	>25	<b>18.2</b>	15.5	17.3
Acid Number (AN)	mg KOH/g	ASTM D8045	1.2	<b>1.52</b>	1.42	1.36
Base Number (BN)	mg KOH/g	ASTM D2896	4.5	<b>2.97</b>	3.41	3.61



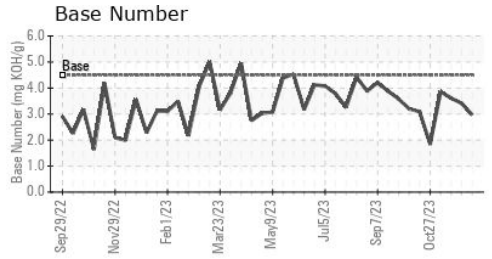
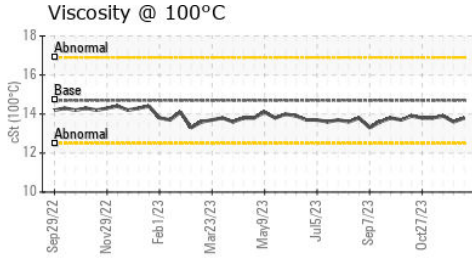
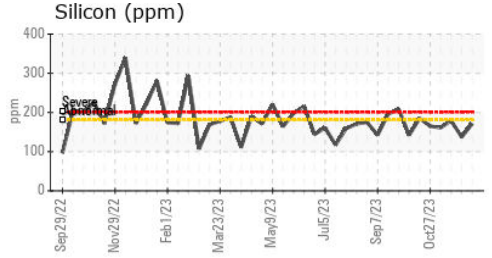
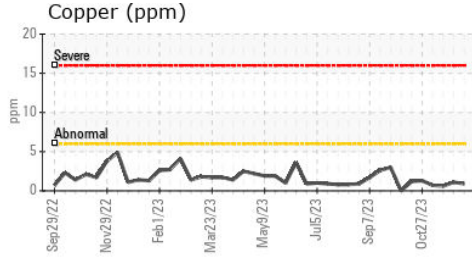
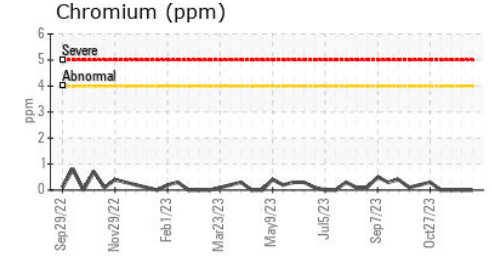
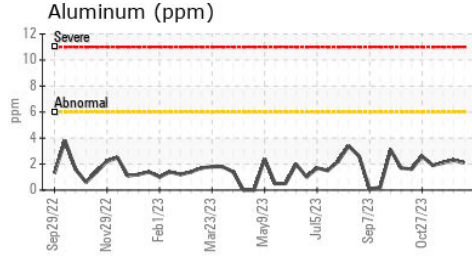
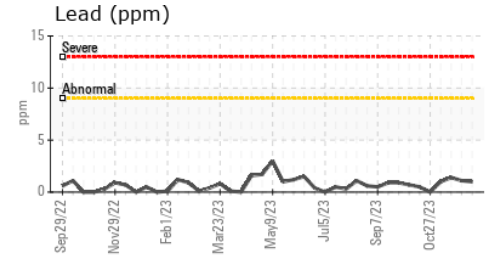
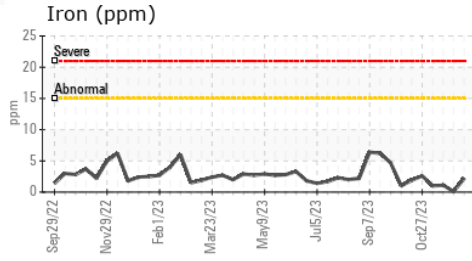
# OIL ANALYSIS REPORT



VISUAL	method	limit/base	current	history1	history2
White Metal	scalar	*Visual	NONE	NONE	NONE
Yellow Metal	scalar	*Visual	NONE	NONE	NONE
Precipitate	scalar	*Visual	NONE	NONE	NONE
Silt	scalar	*Visual	NONE	NONE	NONE
Debris	scalar	*Visual	NONE	NONE	NONE
Sand/Dirt	scalar	*Visual	NONE	NONE	NONE
Appearance	scalar	*Visual	NORML	NORML	NORML
Odor	scalar	*Visual	NORML	NORML	NORML
Emulsified Water	scalar	*Visual	>0.1	NEG	NEG
Free Water	scalar	*Visual		NEG	NEG

FLUID PROPERTIES	method	limit/base	current	history1	history2
Visc @ 100°C	cSt	ASTM D445	14.7	13.8	13.6

## GRAPHS



Certificate L2367

Laboratory : WearCheck USA - 501 Madison Ave., Cary, NC 27513  
 Sample No. : WC0776798  
 Lab Number : 06056882  
 Unique Number : 10822831  
 Test Package : MOB 2

**EDL NA Recips-Brent Run**  
 Brent Run Power Station, 8383 Vienna Road  
 Montrose, MI  
 US 48457-9141  
 Contact: Rob Stewart  
 Rob.Stewart@energydevelopments.com

To discuss this sample report, contact Customer Service at 1-800-237-1369.

\* - Denotes test methods that are outside of the ISO 17025 scope of accreditation.

Statements of conformity to specifications are based on the simple acceptance decision rule (JCGM 106:2012)

T:  
F: