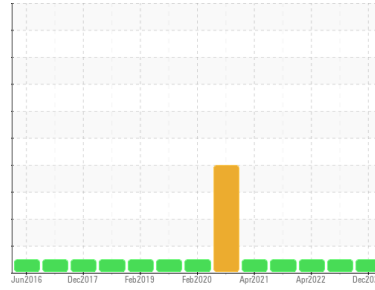




OIL ANALYSIS REPORT

Sample Rating Trend



NORMAL



Area
AURORA PO 4010
 Machine Id
QUINCY 84375 - TIMMONS FABRICATION
 Component
Compressor

DIAGNOSIS

Recommendation

Resample at the next service interval to monitor.

Wear

All component wear rates are normal.

Contamination

There is no indication of any contamination in the oil.

Fluid Condition

The AN level is acceptable for this fluid. The condition of the oil is suitable for further service.

SAMPLE INFORMATION

	method	limit/base	current	history1	history2
Sample Number	Client Info		UCP06058227	UCP05942323	UCP05528374
Sample Date	Client Info		22 Dec 2023	10 Aug 2023	20 Apr 2022
Machine Age	hrs	Client Info	84539	83561	79801
Oil Age	hrs	Client Info	2100	4000	1573
Oil Changed		Client Info	N/A	Changed	Changed
Sample Status			NORMAL	NORMAL	NORMAL

CONTAMINATION

	method	limit/base	current	history1	history2
Water	WC Method	>0.1	NEG	NEG	NEG

WEAR METALS

	method	limit/base	current	history1	history2
Iron	ppm	ASTM D5185m >50	0	0	<1
Chromium	ppm	ASTM D5185m >10	0	0	0
Nickel	ppm	ASTM D5185m	0	0	0
Titanium	ppm	ASTM D5185m	0	0	0
Silver	ppm	ASTM D5185m	0	0	<1
Aluminum	ppm	ASTM D5185m >25	0	0	1
Lead	ppm	ASTM D5185m >25	0	0	<1
Copper	ppm	ASTM D5185m >50	0	1	<1
Tin	ppm	ASTM D5185m >15	0	0	<1
Antimony	ppm	ASTM D5185m	---	---	---
Vanadium	ppm	ASTM D5185m	0	0	0
Cadmium	ppm	ASTM D5185m	0	0	<1

ADDITIVES

	method	limit/base	current	history1	history2
Boron	ppm	ASTM D5185m 0	0	0	<1
Barium	ppm	ASTM D5185m 0.4	0	0	0
Molybdenum	ppm	ASTM D5185m 0.5	0	0	0
Manganese	ppm	ASTM D5185m 0.4	0	<1	<1
Magnesium	ppm	ASTM D5185m 0	0	0	0
Calcium	ppm	ASTM D5185m 0.3	0	<1	0
Phosphorus	ppm	ASTM D5185m 1376	734	744	643
Zinc	ppm	ASTM D5185m 0	6	20	13
Sulfur	ppm	ASTM D5185m 320	1076	1191	223

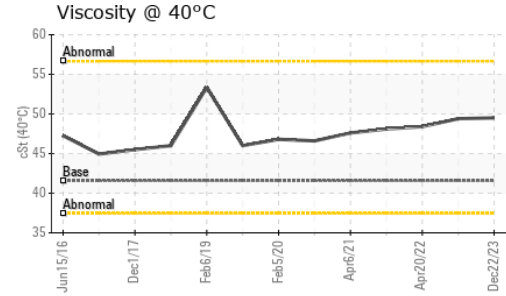
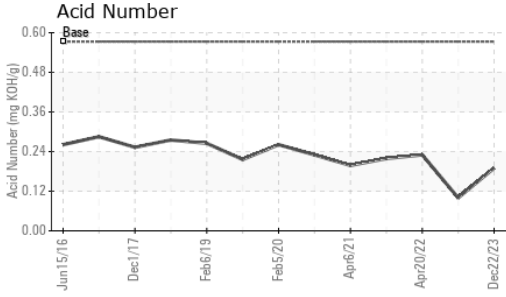
CONTAMINANTS

	method	limit/base	current	history1	history2
Silicon	ppm	ASTM D5185m >25	0	<1	<1
Sodium	ppm	ASTM D5185m	0	2	0
Potassium	ppm	ASTM D5185m >20	<1	<1	<1

FLUID DEGRADATION

	method	limit/base	current	history1	history2
Acid Number (AN)	mg KOH/g	ASTM D8045 0.573	0.19	0.10	0.23


OIL ANALYSIS REPORT



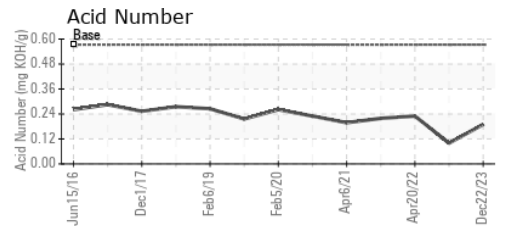
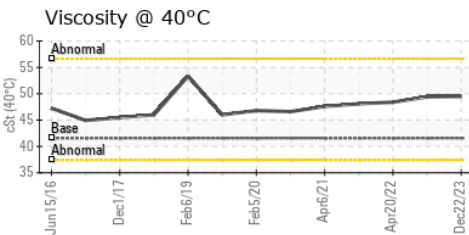
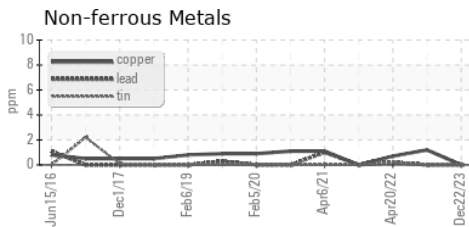
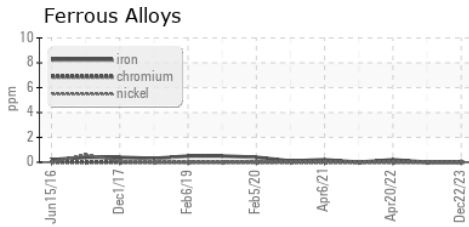
VISUAL	method	limit/base	current	history1	history2
White Metal	scalar	*Visual	NONE	NONE	NONE
Yellow Metal	scalar	*Visual	NONE	NONE	NONE
Precipitate	scalar	*Visual	NONE	NONE	NONE
Silt	scalar	*Visual	NONE	NONE	NONE
Debris	scalar	*Visual	NONE	NONE	NONE
Sand/Dirt	scalar	*Visual	NONE	NONE	NONE
Appearance	scalar	*Visual	NORML	NORML	NORML
Odor	scalar	*Visual	NORML	NORML	NORML
Emulsified Water	scalar	*Visual	>0.1	NEG	NEG
Free Water	scalar	*Visual		NEG	NEG

FLUID PROPERTIES	method	limit/base	current	history1	history2	
Visc @ 40°C	cSt	ASTM D445	41.57	49.5	49.4	48.4

SAMPLE IMAGES	method	limit/base	current	history1	history2
---------------	--------	------------	---------	----------	----------



GRAPHS



Certificate L2367

Laboratory : WearCheck USA - 501 Madison Ave., Cary, NC 27513
Sample No. : UCP06058227 **Recieved** : 11 Jan 2024
Lab Number : **06058227** **Diagnosed** : 14 Jan 2024
Unique Number : 10829609 **Diagnostician** : Don Baldrige
Test Package : IND 2

PATTONS INC - RALEIGH
 2616 DISCOVERY DRIVE
 RALEIGH, NC
 US 27616

Contact: AARON MCCOY
 aaron.mccoy@pattonsinco.com
 T: (919)872-6411
 F: (919)876-1961

To discuss this sample report, contact Customer Service at 1-800-237-1369.

* - Denotes test methods that are outside of the ISO 17025 scope of accreditation.

Statements of conformity to specifications are based on the simple acceptance decision rule (JCGM 106:2012)