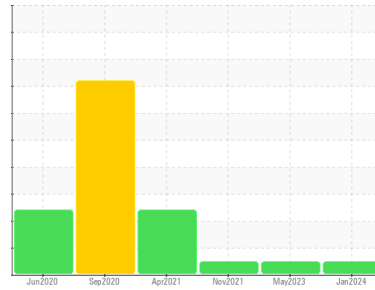


OIL ANALYSIS REPORT

Sample Rating Trend

NORMAL


Area
[W48920]
Machine Id
JOHN DEERE 750K 1T0750KXEJF332859
Component
Right Outer Final Drive
Fluid
JOHN DEERE HY-GARD HYD/TRANS (--- GAL)

DIAGNOSIS
Recommendation

Resample at the next service interval to monitor.

Wear

All component wear rates are normal.

Contamination

There is no indication of any contamination in the oil.

Fluid Condition

The condition of the oil is acceptable for the time in service.

SAMPLE INFORMATION

	method	limit/base	current	history1	history2
Sample Number	Client Info		JR0165977	JR0165878	JR0107474
Sample Date	Client Info		10 Jan 2024	05 May 2023	10 Nov 2021
Machine Age	hrs	Client Info	5025	3992	2998
Oil Age	hrs	Client Info	0	0	1000
Oil Changed	Client Info		Changed	Changed	Changed
Sample Status			NORMAL	NORMAL	NORMAL

CONTAMINATION

	method	limit/base	current	history1	history2
Water	WC Method	>0.075	NEG	NEG	NEG

WEAR METALS

	method	limit/base	current	history1	history2	
PQ	ASTM D8184	>1250	52	93	69	
Iron	ppm	ASTM D5185m	>750	59	106	87
Chromium	ppm	ASTM D5185m	>9	<1	<1	<1
Nickel	ppm	ASTM D5185m	>10	0	1	<1
Titanium	ppm	ASTM D5185m		0	<1	<1
Silver	ppm	ASTM D5185m		0	0	<1
Aluminum	ppm	ASTM D5185m	>40	2	5	4
Lead	ppm	ASTM D5185m	>15	0	0	<1
Copper	ppm	ASTM D5185m	>40	<1	<1	<1
Tin	ppm	ASTM D5185m	>10	<1	0	<1
Antimony	ppm	ASTM D5185m	>5	---	---	0
Vanadium	ppm	ASTM D5185m		0	0	<1
Cadmium	ppm	ASTM D5185m		0	0	0

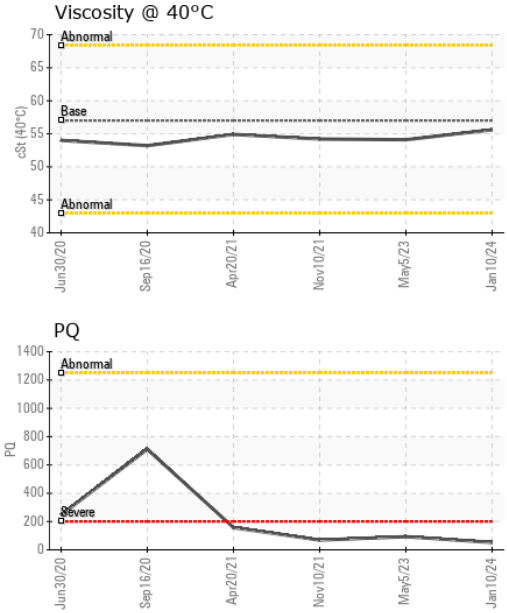
ADDITIVES

	method	limit/base	current	history1	history2	
Boron	ppm	ASTM D5185m	6	5	4	6
Barium	ppm	ASTM D5185m	0	0	0	0
Molybdenum	ppm	ASTM D5185m	0	3	<1	<1
Manganese	ppm	ASTM D5185m		<1	<1	<1
Magnesium	ppm	ASTM D5185m	145	120	92	102
Calcium	ppm	ASTM D5185m	3570	3150	3401	3451
Phosphorus	ppm	ASTM D5185m	1290	989	977	1003
Zinc	ppm	ASTM D5185m	1640	1188	1179	1188
Sulfur	ppm	ASTM D5185m		3453	3847	3303

CONTAMINANTS

	method	limit/base	current	history1	history2	
Silicon	ppm	ASTM D5185m	>75	16	30	18
Sodium	ppm	ASTM D5185m	>51	<1	0	1
Potassium	ppm	ASTM D5185m	>20	0	3	1

OIL ANALYSIS REPORT

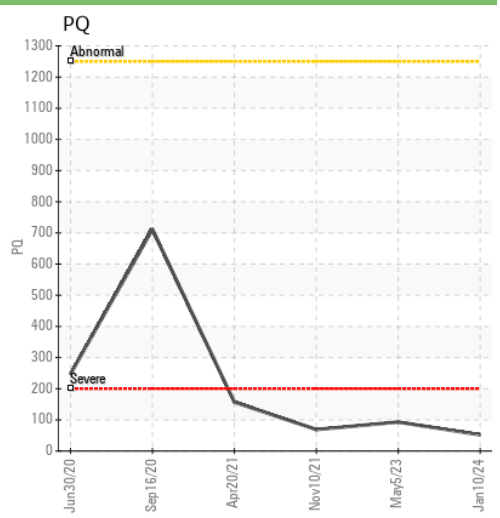
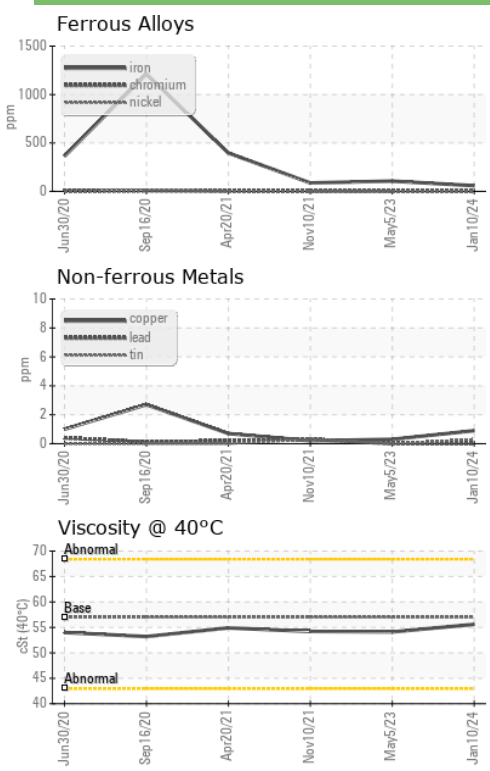


VISUAL	method	limit/base	current	history1	history2	
White Metal	scalar	*Visual	NONE	MODER	MODER	LIGHT
Yellow Metal	scalar	*Visual	NONE	NONE	NONE	NONE
Precipitate	scalar	*Visual	NONE	NONE	NONE	NONE
Silt	scalar	*Visual	NONE	NONE	NONE	NONE
Debris	scalar	*Visual	NONE	NONE	NONE	NONE
Sand/Dirt	scalar	*Visual	NONE	NONE	NONE	NONE
Appearance	scalar	*Visual	NORML	NORML	NORML	NORML
Odor	scalar	*Visual	NORML	NORML	NORML	NORML
Emulsified Water	scalar	*Visual	>0.075	NEG	NEG	NEG
Free Water	scalar	*Visual		NEG	NEG	NEG

FLUID PROPERTIES	method	limit/base	current	history1	history2	
Visc @ 40°C	cSt	ASTM D445	57.0	55.6	54.1	54.2

SAMPLE IMAGES	method	limit/base	current	history1	history2	
Color				no image	no image	no image
Bottom				no image	no image	no image

GRAPHS



Laboratory : WearCheck USA - 501 Madison Ave., Cary, NC 27513
Sample No. : JR0165977 **Recieved** : 12 Jan 2024
Lab Number : 06059572 **Diagnosed** : 15 Jan 2024
Unique Number : 10830954 **Diagnostician** : Wes Davis
Test Package : CONST (Additional Tests: PQ)

JRE - ASHLAND
 11047 LEADBETTER RD
 ASHLAND, VA
 US 23005
 Contact: DAVID ZIEG
 dzieg@jamesriverequipment.com
 T: (804)798-6001
 F: (804)798-0292

To discuss this sample report, contact Customer Service at 1-800-237-1369.
 * - Denotes test methods that are outside of the ISO 17025 scope of accreditation.
 Statements of conformity to specifications are based on the simple acceptance decision rule (JCGM 106:2012)