



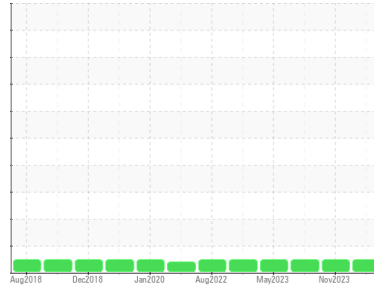
OIL ANALYSIS REPORT

Sample Rating Trend

NORMAL



Area
[1886906]
 Machine Id
MS 14
 Component
Compressor
 Fluid
MOBIL DTE 25 (--- GAL)



DIAGNOSIS

Recommendation
 Resample at the next service interval to monitor.

Wear
 All component wear rates are normal.

Contamination
 There is no indication of any contamination in the fluid.

Fluid Condition
 The condition of the fluid is acceptable for the time in service.

SAMPLE INFORMATION		method	limit/base	current	history1	history2
Sample Number	Client Info			WC0884891	WC0874224	WC0838517
Sample Date	Client Info			03 Jan 2024	06 Nov 2023	20 Jul 2023
Machine Age	hrs	Client Info		0	0	0
Oil Age	hrs	Client Info		0	0	0
Oil Changed	Client Info			N/A	N/A	N/A
Sample Status				NORMAL	NORMAL	NORMAL

CONTAMINATION		method	limit/base	current	history1	history2
Water	WC Method		>0.1	NEG	NEG	NEG

WEAR METALS		method	limit/base	current	history1	history2
Iron	ppm	ASTM D5185m	>50	2	4	2
Chromium	ppm	ASTM D5185m	>10	<1	0	0
Nickel	ppm	ASTM D5185m		0	<1	0
Titanium	ppm	ASTM D5185m		0	0	<1
Silver	ppm	ASTM D5185m		0	0	0
Aluminum	ppm	ASTM D5185m	>25	2	0	0
Lead	ppm	ASTM D5185m	>25	<1	0	2
Copper	ppm	ASTM D5185m	>50	<1	0	2
Tin	ppm	ASTM D5185m	>15	<1	0	0
Vanadium	ppm	ASTM D5185m		0	0	<1
Cadmium	ppm	ASTM D5185m		<1	0	<1

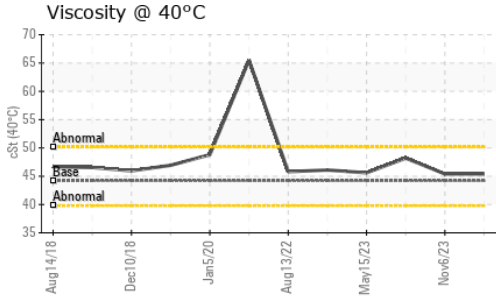
ADDITIVES		method	limit/base	current	history1	history2
Boron	ppm	ASTM D5185m		0	0	0
Barium	ppm	ASTM D5185m		2	0	0
Molybdenum	ppm	ASTM D5185m		<1	0	<1
Manganese	ppm	ASTM D5185m		0	<1	<1
Magnesium	ppm	ASTM D5185m		<1	<1	2
Calcium	ppm	ASTM D5185m		60	62	47
Phosphorus	ppm	ASTM D5185m		335	329	282
Zinc	ppm	ASTM D5185m		546	540	428
Sulfur	ppm	ASTM D5185m		771	795	796

CONTAMINANTS		method	limit/base	current	history1	history2
Silicon	ppm	ASTM D5185m	>25	0	<1	<1
Sodium	ppm	ASTM D5185m		0	1	2
Potassium	ppm	ASTM D5185m	>20	2	<1	2

VISUAL		method	limit/base	current	history1	history2
White Metal	scalar	*Visual	NONE	NONE	NONE	NONE
Yellow Metal	scalar	*Visual	NONE	NONE	NONE	NONE
Precipitate	scalar	*Visual	NONE	NONE	NONE	NONE
Silt	scalar	*Visual	NONE	NONE	NONE	NONE
Debris	scalar	*Visual	NONE	NONE	NONE	NONE
Sand/Dirt	scalar	*Visual	NONE	NONE	NONE	NONE
Appearance	scalar	*Visual	NORML	NORML	NORML	NORML
Odor	scalar	*Visual	NORML	NORML	NORML	NORML
Emulsified Water	scalar	*Visual	>0.1	NEG	NEG	NEG
Free Water	scalar	*Visual		NEG	NEG	NEG



OIL ANALYSIS REPORT

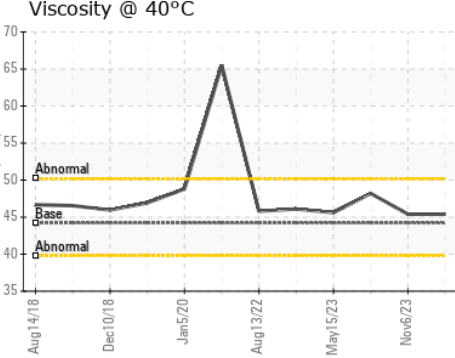
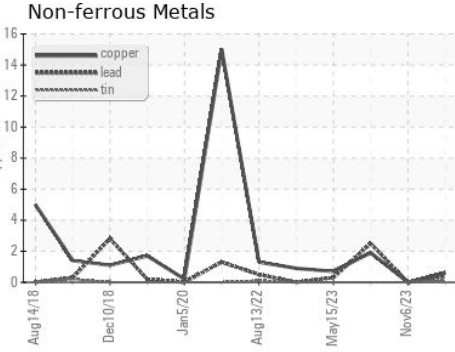
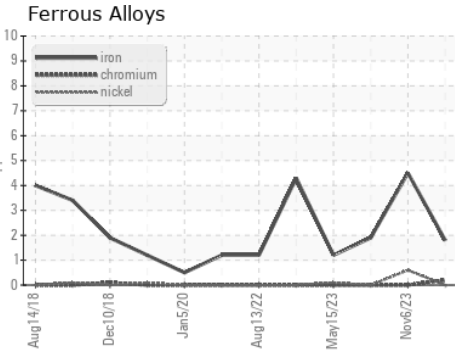


FLUID PROPERTIES	method	limit/base	current	history1	history2	
Visc @ 40°C	cSt	ASTM D445	44.2	45.4	45.4	48.2

SAMPLE IMAGES	method	limit/base	current	history1	history2
---------------	--------	------------	---------	----------	----------

Color				no image	no image	
Bottom				no image	no image	

GRAPHS



Certificate L2367

Laboratory : WearCheck USA - 501 Madison Ave., Cary, NC 27513
Sample No. : WC0884891 **Received** : 12 Jan 2024
Lab Number : **06059725** **Diagnosed** : 16 Jan 2024
Unique Number : 10831107 **Diagnostician** : Don Baldrige
Test Package : IND 1

LEPRINO FOODS-GREELEY
 1302 1ST AVE
 GREELEY, CO
 US 80631-5909
 Contact: ERIC KLINE
 EKLIN@LEPRINOFODS.COM
 T:
 F: (970)347-5190

To discuss this sample report, contact Customer Service at 1-800-237-1369.

* - Denotes test methods that are outside of the ISO 17025 scope of accreditation.

Statements of conformity to specifications are based on the simple acceptance decision rule (JCGM 106:2012)