



OIL ANALYSIS REPORT

Sample Rating Trend

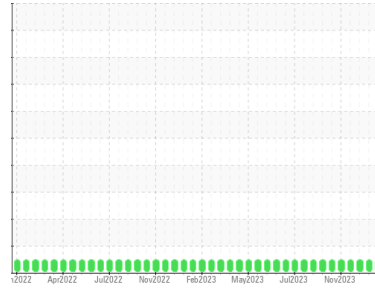
NORMAL



Machine Id
BULK SHELL MORLINA S3 BA 220

Component
New (Unused) Oil

Fluid
SHELL MORLINA S3 BA 220 (--- GAL)



DIAGNOSIS

Recommendation

This is a baseline read-out on the submitted sample. (Customer Sample Comment: Fresh compressor oil)

SAMPLE INFORMATION		method	limit/base	current	history1	history2
Sample Number	Client Info			WC0775297	WC0775303	WC0775281
Sample Date	Client Info			10 Jan 2024	21 Dec 2023	08 Dec 2023
Machine Age	hrs Client Info			0	0	0
Oil Age	hrs Client Info			0	0	0
Oil Changed	Client Info			N/A	N/A	N/A
Sample Status				NORMAL	NORMAL	NORMAL

WEAR METALS		method	limit/base	current	history1	history2
Iron	ppm	ASTM D5185m	>5	0	0	0
Chromium	ppm	ASTM D5185m	>5	0	0	0
Nickel	ppm	ASTM D5185m	>5	0	0	0
Titanium	ppm	ASTM D5185m		<1	0	0
Silver	ppm	ASTM D5185m	>5	0	0	0
Aluminum	ppm	ASTM D5185m	>5	0	0	0
Lead	ppm	ASTM D5185m	>5	0	0	0
Copper	ppm	ASTM D5185m	>5	<1	0	<1
Tin	ppm	ASTM D5185m	>5	<1	0	0
Vanadium	ppm	ASTM D5185m		<1	0	<1
Cadmium	ppm	ASTM D5185m		0	0	0

ADDITIVES		method	limit/base	current	history1	history2
Boron	ppm	ASTM D5185m		0	0	0
Barium	ppm	ASTM D5185m		0	0	0
Molybdenum	ppm	ASTM D5185m		0	0	0
Manganese	ppm	ASTM D5185m		0	0	0
Magnesium	ppm	ASTM D5185m		0	0	0
Calcium	ppm	ASTM D5185m		2	4	0
Phosphorus	ppm	ASTM D5185m		15	11	0
Zinc	ppm	ASTM D5185m		8	3	0
Sulfur	ppm	ASTM D5185m		7059	6853	6535

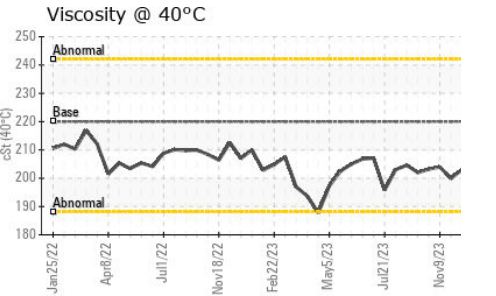
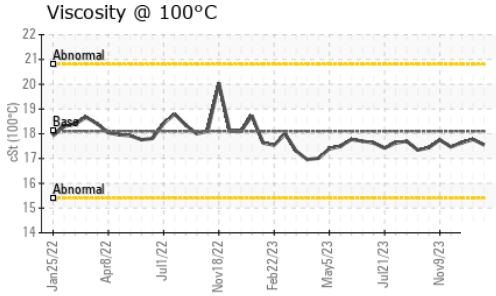
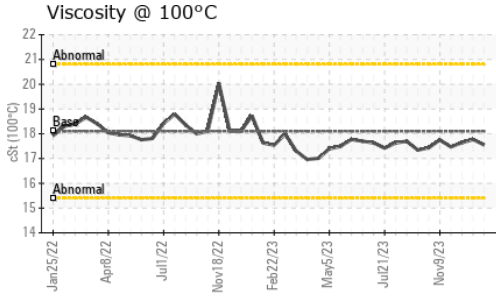
CONTAMINANTS		method	limit/base	current	history1	history2
Silicon	ppm	ASTM D5185m	>15	2	1	2
Sodium	ppm	ASTM D5185m		<1	0	0
Potassium	ppm	ASTM D5185m	>20	0	0	0
Water	%	ASTM D6304		NEG	NEG	NEG

FLUID DEGRADATION		method	limit/base	current	history1	history2
Acid Number (AN)	mg KOH/g	ASTM D8045	0.05	0.085	0.092	0.092

VISUAL		method	limit/base	current	history1	history2
White Metal	scalar	*Visual	NONE	NONE	NONE	NONE
Yellow Metal	scalar	*Visual	NONE	NONE	NONE	NONE
Precipitate	scalar	*Visual	NONE	NONE	NONE	NONE
Silt	scalar	*Visual	NONE	NONE	NONE	NONE
Debris	scalar	*Visual	NONE	NONE	NONE	NONE
Sand/Dirt	scalar	*Visual	NONE	NONE	NONE	NONE
Appearance	scalar	*Visual	NORML	NORML	NORML	NORML
Odor	scalar	*Visual	NORML	NORML	NORML	NORML
Emulsified Water	scalar	*Visual		NEG	NEG	NEG
Free Water	scalar	*Visual		NEG	NEG	NEG



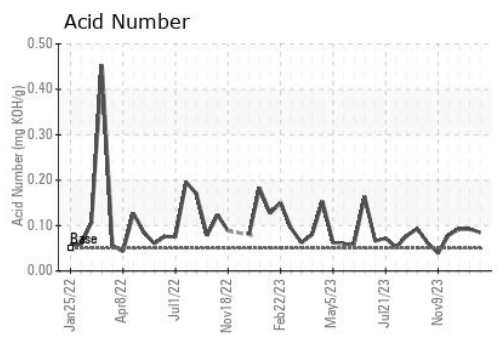
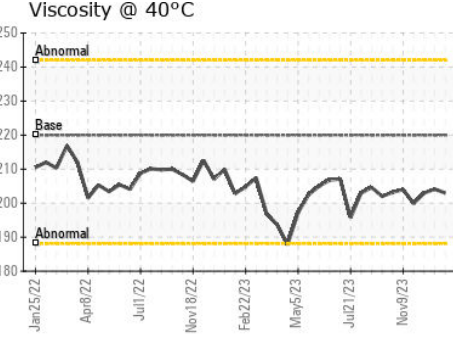
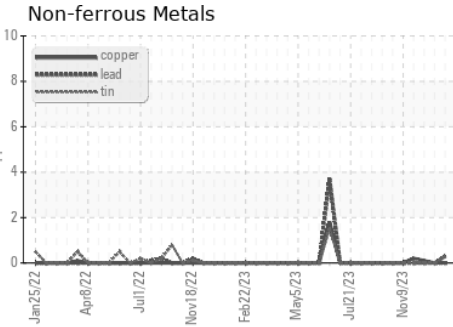
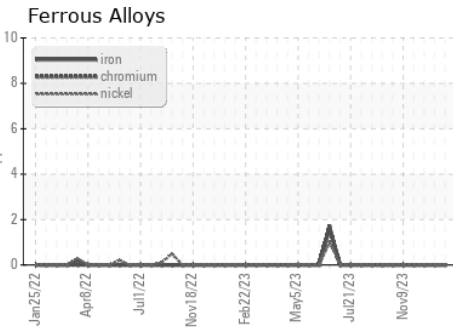
OIL ANALYSIS REPORT



FLUID PROPERTIES		method	limit/base	current	history1	history2
Visc @ 40°C	cSt	ASTM D445	220	203.0	204.1	203.0
Visc @ 100°C	cSt	ASTM D445	18.1	17.55	17.77	17.64
Viscosity Index (VI)	Scale	ASTM D2270	95	93	94	93

SAMPLE IMAGES		method	limit/base	current	history1	history2
Color						
Bottom						

GRAPHS



Laboratory : WearCheck USA - 501 Madison Ave., Cary, NC 27513
Sample No. : WC0775297 **Received** : 12 Jan 2024
Lab Number : 06059727 **Diagnosed** : 17 Jan 2024
Unique Number : 10831109 **Diagnostician** : Jonathan Hester
Test Package : MOB 2 (Additional Tests: FT-IR, KF, KV100, PrtCount, VI)

EDL NA Recips-Morgantown
 Morgantown Powerstation, 950 Shiloh
 Morgantown, PA
 US 19543
 Contact: ARON GUNN
 aron.gunn@edlenergy.com

To discuss this sample report, contact Customer Service at 1-800-237-1369.
 * - Denotes test methods that are outside of the ISO 17025 scope of accreditation.
 Statements of conformity to specifications are based on the simple acceptance decision rule (JCGM 106:2012)