
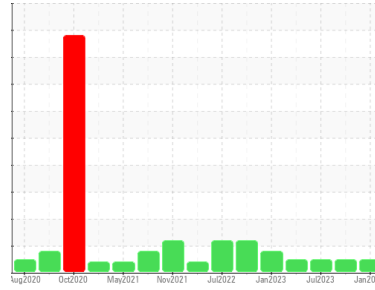




OIL ANALYSIS REPORT

Sample Rating Trend



Machine Id
LIM4_U41 LIM4_U41_P41
 Component
Non-Drive End Pump
 Fluid
ROYAL PURPLE SYNFILM GT 32 (1 GAL)

DIAGNOSIS

- Recommendation**
Resample at the next service interval to monitor.
- Wear**
All component wear rates are normal.
- Contamination**
There is no indication of any contamination in the oil.
- Fluid Condition**
The AN level is acceptable for this fluid. The condition of the oil is suitable for further service.

SAMPLE INFORMATION

method	limit/base	current	history1	history2
Sample Number	Client Info	RP0029466	RP0029504	RP0021254
Sample Date	Client Info	05 Jan 2024	24 Oct 2023	18 Jul 2023
Machine Age	hrs	Client Info	0	0
Oil Age	hrs	Client Info	0	0
Oil Changed	Client Info	N/A	N/A	N/A
Sample Status		NORMAL	NORMAL	NORMAL

WEAR METALS

method	limit/base	current	history1	history2	
Iron	ppm	ASTM D5185m >90	<1	0	0
Chromium	ppm	ASTM D5185m >5	0	0	0
Nickel	ppm	ASTM D5185m >5	0	0	0
Titanium	ppm	ASTM D5185m >3	0	0	0
Silver	ppm	ASTM D5185m >3	0	0	0
Aluminum	ppm	ASTM D5185m >7	<1	<1	<1
Lead	ppm	ASTM D5185m >12	3	11	9
Copper	ppm	ASTM D5185m >30	27	12	11
Tin	ppm	ASTM D5185m >9	<1	<1	1
Vanadium	ppm	ASTM D5185m	0	0	0
Cadmium	ppm	ASTM D5185m	0	0	0

ADDITIVES

method	limit/base	current	history1	history2	
Boron	ppm	ASTM D5185m	0	0	0
Barium	ppm	ASTM D5185m	0	0	0
Molybdenum	ppm	ASTM D5185m	0	0	0
Manganese	ppm	ASTM D5185m	0	0	0
Magnesium	ppm	ASTM D5185m	89	79	87
Calcium	ppm	ASTM D5185m	2	0	3
Phosphorus	ppm	ASTM D5185m	10	0	2
Zinc	ppm	ASTM D5185m	0	0	0

CONTAMINANTS

method	limit/base	current	history1	history2	
Silicon	ppm	ASTM D5185m >60	6	<1	0
Sodium	ppm	ASTM D5185m	<1	<1	<1
Potassium	ppm	ASTM D5185m >20	0	1	0
Water	%	ASTM D6304 >.1	0.011	0.022	0.021
ppm Water	ppm	ASTM D6304 >1000	120	226.5	210.2

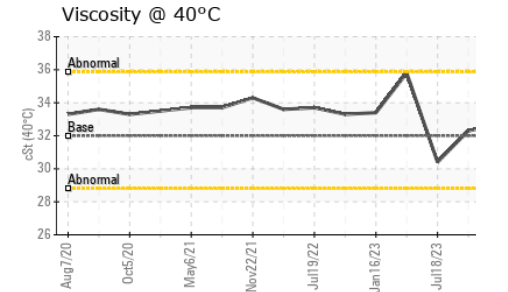
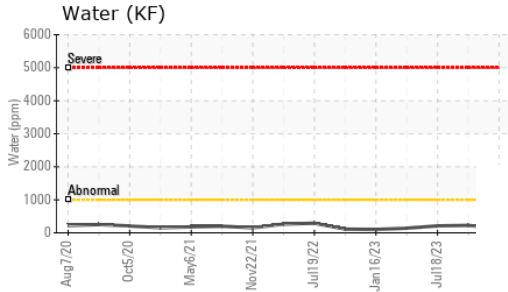
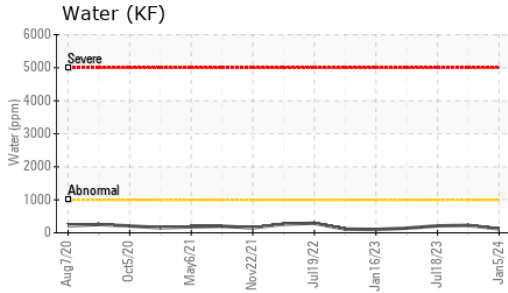
FLUID DEGRADATION

method	limit/base	current	history1	history2	
Acid Number (AN)	mg KOH/g	ASTM D8045	0.36	0.38	0.37

VISUAL


method	limit/base	current	history1	history2	
White Metal	scalar	*Visual NONE	NONE	NONE	NONE
Yellow Metal	scalar	*Visual NONE	NONE	NONE	NONE
Precipitate	scalar	*Visual NONE	NONE	NONE	NONE
Silt	scalar	*Visual NONE	NONE	NONE	NONE
Debris	scalar	*Visual NONE	NONE	NONE	NONE
Sand/Dirt	scalar	*Visual NONE	NONE	NONE	NONE
Appearance	scalar	*Visual NORML	NORML	NORML	NORML
Odor	scalar	*Visual NORML	NORML	NORML	NORML
Emulsified Water	scalar	*Visual >.1	NEG	NEG	NEG
Free Water	scalar	*Visual	NEG	NEG	NEG

OIL ANALYSIS REPORT

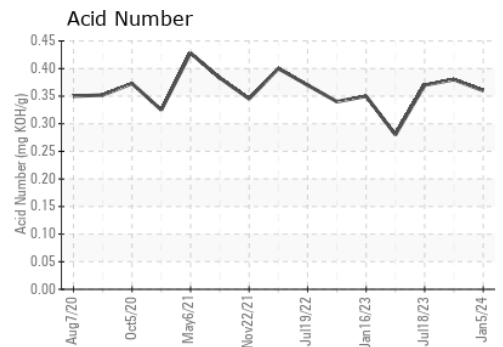
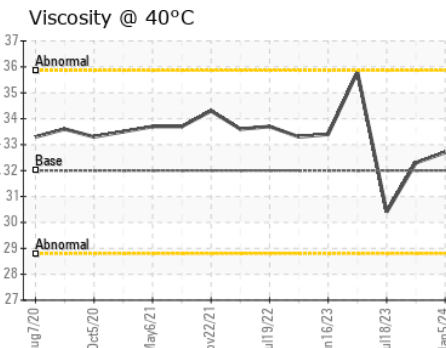
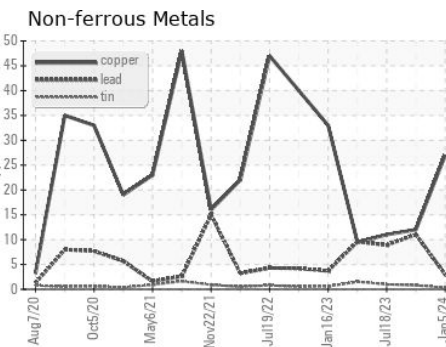
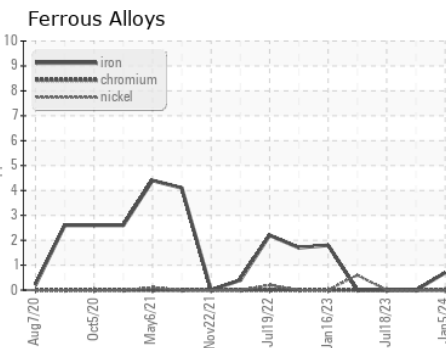


FLUID PROPERTIES		method	limit/base	current	history1	history2
Visc @ 40°C	cSt	ASTM D445	32	32.7	32.3	30.4

SAMPLE IMAGES		method	limit/base	current	history1	history2
---------------	--	--------	------------	---------	----------	----------



GRAPHS



Certificate L2367

Laboratory : WearCheck USA - 501 Madison Ave., Cary, NC 27513
Sample No. : RP0029466 **Received** : 12 Jan 2024
Lab Number : 06060333 **Diagnosed** : 16 Jan 2024
Unique Number : 10831715 **Diagnostician** : Doug Bogart
Test Package : PLANT

ENERGY TRANSFER - LIMA
 1520 BUCKEYE RD
 LIMA, OH
 US 45804

Contact: ANDREW WYDERKA
 andrew.wyderka@energytransfer.com

T: (419)618-1505

F:

To discuss this sample report, contact Customer Service at 1-800-237-1369.

* - Denotes test methods that are outside of the ISO 17025 scope of accreditation.

Statements of conformity to specifications are based on the simple acceptance decision rule (JCGM 106:2012)