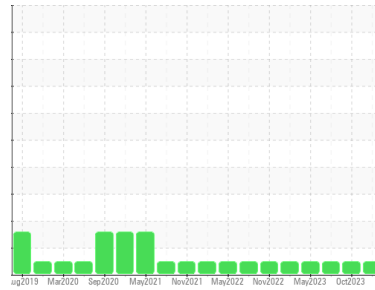




OIL ANALYSIS REPORT

Sample Rating Trend



NORMAL



Machine Id
LIM4_U41 LIM4_U41_M41
 Component
Drive End Bearing
 Fluid
ROYAL PURPLE SYNFILM GT 32 (2 GAL)

DIAGNOSIS

Recommendation

Resample at the next service interval to monitor.

Wear

All component wear rates are normal.

Contamination

There is no indication of any contamination in the oil.

Fluid Condition

The AN level is acceptable for this fluid. The condition of the oil is suitable for further service.

SAMPLE INFORMATION

	method	limit/base	current	history1	history2
Sample Number	Client Info		RP0029465	RP0029501	RP0029444
Sample Date	Client Info		05 Jan 2024	24 Oct 2023	18 Jul 2023
Machine Age	hrs	Client Info	0	0	0
Oil Age	hrs	Client Info	0	0	0
Oil Changed	Client Info		N/A	N/A	N/A
Sample Status			NORMAL	NORMAL	NORMAL

WEAR METALS

	method	limit/base	current	history1	history2
Iron	ppm	ASTM D5185m >20	0	0	<1
Chromium	ppm	ASTM D5185m >20	0	0	0
Nickel	ppm	ASTM D5185m >20	0	0	0
Titanium	ppm	ASTM D5185m	0	0	0
Silver	ppm	ASTM D5185m	0	0	0
Aluminum	ppm	ASTM D5185m >20	<1	<1	<1
Lead	ppm	ASTM D5185m >20	<1	0	0
Copper	ppm	ASTM D5185m >20	16	12	9
Tin	ppm	ASTM D5185m >20	<1	<1	<1
Vanadium	ppm	ASTM D5185m	0	0	0
Cadmium	ppm	ASTM D5185m	0	0	0

ADDITIVES

	method	limit/base	current	history1	history2
Boron	ppm	ASTM D5185m	0	0	0
Barium	ppm	ASTM D5185m	0	0	0
Molybdenum	ppm	ASTM D5185m	0	0	0
Manganese	ppm	ASTM D5185m	0	0	0
Magnesium	ppm	ASTM D5185m	84	73	85
Calcium	ppm	ASTM D5185m	2	0	5
Phosphorus	ppm	ASTM D5185m	10	3	16
Zinc	ppm	ASTM D5185m	6	5	0

CONTAMINANTS

	method	limit/base	current	history1	history2
Silicon	ppm	ASTM D5185m >15	4	10	12
Sodium	ppm	ASTM D5185m	<1	1	1
Potassium	ppm	ASTM D5185m >20	0	1	0
Water	%	ASTM D6304 >2	0.008	0.020	0.015
ppm Water	ppm	ASTM D6304	81	202.1	156.2

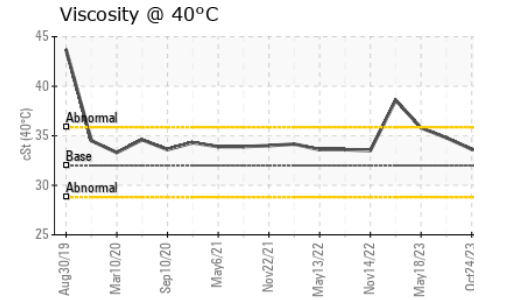
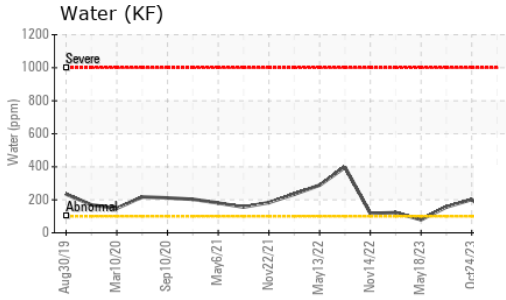
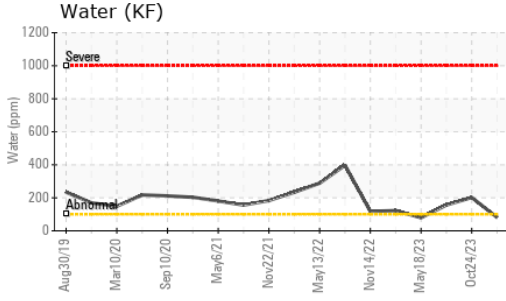
FLUID DEGRADATION

	method	limit/base	current	history1	history2
Acid Number (AN)	mg KOH/g	ASTM D8045	0.39	0.39	0.42

VISUAL

	method	limit/base	current	history1	history2
White Metal	scalar	*Visual NONE	NONE	NONE	NONE
Yellow Metal	scalar	*Visual NONE	NONE	NONE	NONE
Precipitate	scalar	*Visual NONE	NONE	NONE	NONE
Silt	scalar	*Visual NONE	NONE	NONE	NONE
Debris	scalar	*Visual NONE	NONE	NONE	NONE
Sand/Dirt	scalar	*Visual NONE	NONE	NONE	NONE
Appearance	scalar	*Visual NORML	NORML	NORML	NORML
Odor	scalar	*Visual NORML	NORML	NORML	NORML
Emulsified Water	scalar	*Visual >2	NEG	NEG	NEG
Free Water	scalar	*Visual	NEG	NEG	NEG


OIL ANALYSIS REPORT



FLUID PROPERTIES		method	limit/base	current	history1	history2
Visc @ 40°C	cSt	ASTM D445	32	33.3	33.64	34.8

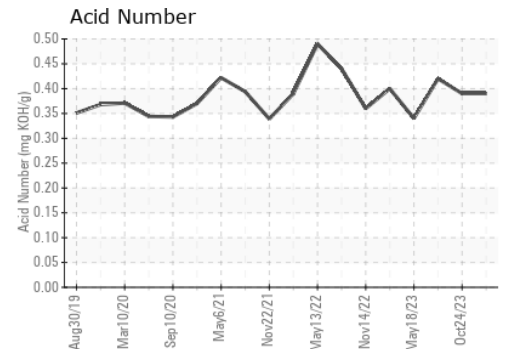
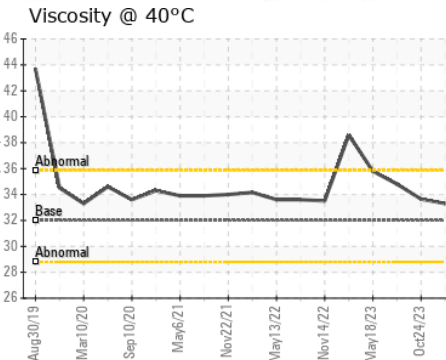
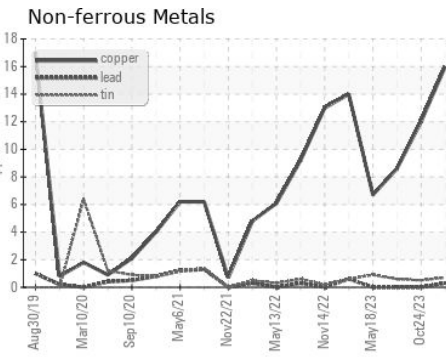
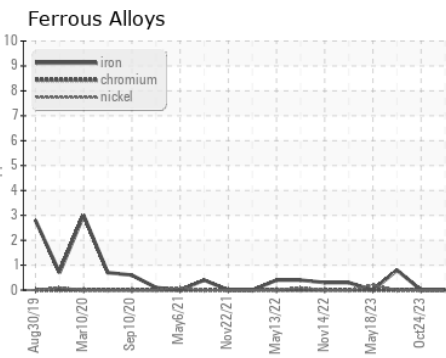
SAMPLE IMAGES		method	limit/base	current	history1	history2
Color						

Color



Bottom

GRAPHS



Certificate L2367

Laboratory : WearCheck USA - 501 Madison Ave., Cary, NC 27513
Sample No. : RP0029465 **Received** : 12 Jan 2024
Lab Number : **06060334** **Diagnosed** : 16 Jan 2024
Unique Number : 10831716 **Diagnostician** : Doug Bogart
Test Package : PLANT

ENERGY TRANSFER - LIMA
 1520 BUCKEYE RD
 LIMA, OH
 US 45804

Contact: ANDREW WYDERKA
 andrew.wyderka@energytransfer.com

T: (419)618-1505

F:

To discuss this sample report, contact Customer Service at 1-800-237-1369.

* - Denotes test methods that are outside of the ISO 17025 scope of accreditation.

Statements of conformity to specifications are based on the simple acceptance decision rule (JCGM 106:2012)