

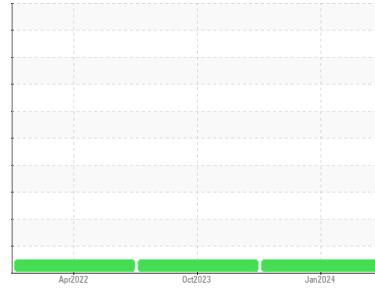


OIL ANALYSIS REPORT

Sample Rating Trend

NORMAL

Area
ULTRA COOLANT [SVO-058771]
 Machine Id
INGERSOLL RAND CBV241227 - ALLOY WHEEL
 Component
Compressor



DIAGNOSIS

Recommendation

Resample at the next service interval to monitor.

Wear

All component wear rates are normal.

Contamination

There is no indication of any contamination in the oil.

Fluid Condition

The AN level is acceptable for this fluid. The condition of the oil is suitable for further service.

SAMPLE INFORMATION

	method	limit/base	current	history1	history2
Sample Number	Client Info		UCH06061302	UCH05999138	UCH05537449
Sample Date	Client Info		10 Jan 2024	25 Oct 2023	29 Apr 2022
Machine Age	hrs	Client Info	19197	18888	15937
Oil Age	hrs	Client Info	957	600	0
Oil Changed	Client Info		Changed	Not Changd	N/A
Sample Status			NORMAL	NORMAL	NORMAL

CONTAMINATION

	method	limit/base	current	history1	history2
Water	WC Method	>0.1	NEG	NEG	NEG

WEAR METALS

	method	limit/base	current	history1	history2
Iron	ppm	ASTM D5185m >50	1	<1	1
Chromium	ppm	ASTM D5185m >10	<1	<1	0
Nickel	ppm	ASTM D5185m	0	<1	<1
Titanium	ppm	ASTM D5185m	<1	<1	<1
Silver	ppm	ASTM D5185m	0	0	0
Aluminum	ppm	ASTM D5185m >25	2	<1	<1
Lead	ppm	ASTM D5185m >25	0	<1	0
Copper	ppm	ASTM D5185m >50	1	<1	<1
Tin	ppm	ASTM D5185m >15	<1	0	<1
Vanadium	ppm	ASTM D5185m	0	0	0
Cadmium	ppm	ASTM D5185m	0	<1	0

ADDITIVES

	method	limit/base	current	history1	history2
Boron	ppm	ASTM D5185m	0	0	2
Barium	ppm	ASTM D5185m 556	579	520	584
Molybdenum	ppm	ASTM D5185m	0	0	0
Manganese	ppm	ASTM D5185m	0	0	0
Magnesium	ppm	ASTM D5185m	0	<1	<1
Calcium	ppm	ASTM D5185m 242	2	2	3
Phosphorus	ppm	ASTM D5185m 0	36	9	10
Zinc	ppm	ASTM D5185m 0	0	12	12
Sulfur	ppm	ASTM D5185m 306	302	252	368

CONTAMINANTS

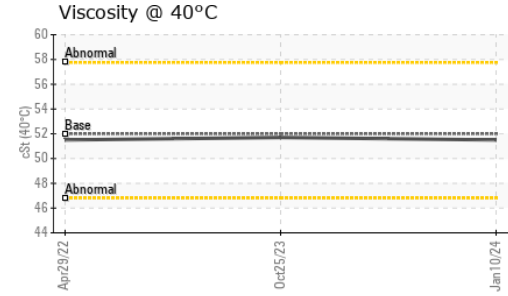
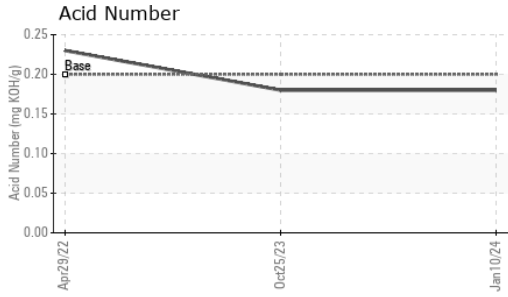
	method	limit/base	current	history1	history2
Silicon	ppm	ASTM D5185m >25	<1	1	2
Sodium	ppm	ASTM D5185m	31	23	29
Potassium	ppm	ASTM D5185m >20	4	4	3

FLUID DEGRADATION

	method	limit/base	current	history1	history2
Acid Number (AN)	mg KOH/g	ASTM D8045 0.2	0.18	0.18	0.23




OIL ANALYSIS REPORT



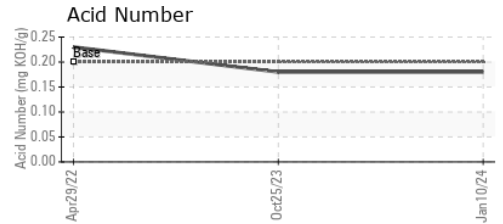
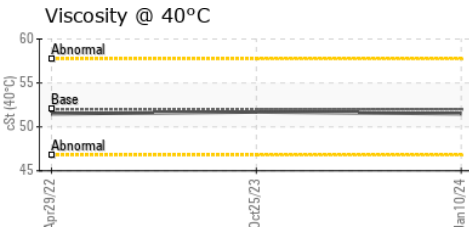
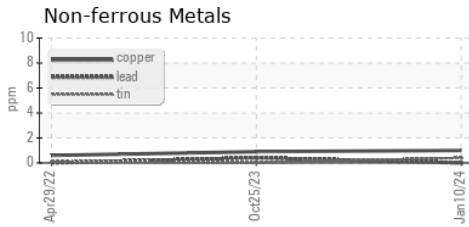
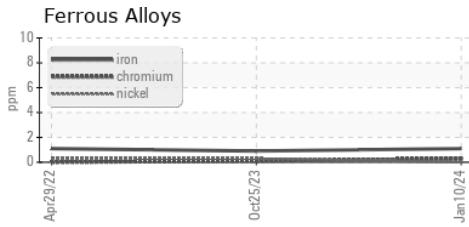
VISUAL	method	limit/base	current	history1	history2
White Metal	scalar	*Visual	NONE	NONE	LIGHT
Yellow Metal	scalar	*Visual	NONE	NONE	NONE
Precipitate	scalar	*Visual	NONE	NONE	NONE
Silt	scalar	*Visual	NONE	NONE	NONE
Debris	scalar	*Visual	NONE	NONE	NONE
Sand/Dirt	scalar	*Visual	NONE	NONE	NONE
Appearance	scalar	*Visual	NORML	NORML	NORML
Odor	scalar	*Visual	NORML	NORML	NORML
Emulsified Water	scalar	*Visual	>0.1	NEG	NEG
Free Water	scalar	*Visual		NEG	NEG

FLUID PROPERTIES	method	limit/base	current	history1	history2
Visc @ 40°C	cSt	ASTM D445 52	51.5	51.7	51.5

SAMPLE IMAGES	method	limit/base	current	history1	history2
---------------	--------	------------	---------	----------	----------



GRAPHS



Laboratory : WearCheck USA - 501 Madison Ave., Cary, NC 27513
Sample No. : UCH06061302 **Recieved** : 16 Jan 2024
Lab Number : 06061302 **Diagnosed** : 17 Jan 2024
Unique Number : 10832684 **Diagnostician** : Don Baldrige
Test Package : IND 2

JOHN HENRY FOSTER COMPANY
 4700 LEBOURGET STREET
 SAINT LOUIS, MO
 US 63134
 Contact: RACHEL VON HATTEN
 rvonhatten@jhf.com
 T: (314)593-1267
 F: (314)874-0965

To discuss this sample report, contact Customer Service at 1-800-237-1369.
 * - Denotes test methods that are outside of the ISO 17025 scope of accreditation.
 Statements of conformity to specifications are based on the simple acceptance decision rule (JCGM 106:2012)