

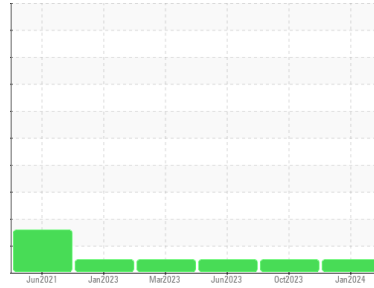


OIL ANALYSIS REPORT



Machine Id
120556-1216 LIEBHERR LH50M 120556-1216
 Component
Swing Drive
 Fluid
GEAR OIL SAE 80W90 (--- GAL)

Sample Rating Trend



NORMAL



DIAGNOSIS

Recommendation

Resample at the next service interval to monitor. Please specify the brand, type, and viscosity of the oil on your next sample.

Wear

All component wear rates are normal.

Contamination

There is no indication of any contamination in the oil.

Fluid Condition

The condition of the oil is acceptable for the time in service.

SAMPLE INFORMATION

	method	limit/base	current	history1	history2
Sample Number	Client Info		DJJ0022512	DJJ0019883	DJJ0019871
Sample Date	Client Info		03 Jan 2024	11 Oct 2023	06 Jun 2023
Machine Age	hrs	Client Info	9096	8542	7782
Oil Age	hrs	Client Info	500	0	0
Oil Changed	Client Info		N/A	Changed	N/A
Sample Status			NORMAL	NORMAL	NORMAL

CONTAMINATION

	method	limit/base	current	history1	history2
Water	WC Method	>0.2	NEG	NEG	NEG

WEAR METALS

	method	limit/base	current	history1	history2
Iron	ppm	ASTM D5185m >1200	457	295	252
Chromium	ppm	ASTM D5185m >15	3	1	1
Nickel	ppm	ASTM D5185m >5	<1	0	0
Titanium	ppm	ASTM D5185m >5	<1	0	0
Silver	ppm	ASTM D5185m	0	0	0
Aluminum	ppm	ASTM D5185m >5	2	0	<1
Lead	ppm	ASTM D5185m >8	0	<1	0
Copper	ppm	ASTM D5185m >325	78	241	149
Tin	ppm	ASTM D5185m >15	2	2	1
Vanadium	ppm	ASTM D5185m	0	0	0
Cadmium	ppm	ASTM D5185m	0	0	0

ADDITIVES

	method	limit/base	current	history1	history2
Boron	ppm	ASTM D5185m 400	20	33	68
Barium	ppm	ASTM D5185m 200	0	<1	0
Molybdenum	ppm	ASTM D5185m 12	<1	2	2
Manganese	ppm	ASTM D5185m	4	3	2
Magnesium	ppm	ASTM D5185m 12	3	8	14
Calcium	ppm	ASTM D5185m 150	46	94	173
Phosphorus	ppm	ASTM D5185m 1650	2265	816	907
Zinc	ppm	ASTM D5185m 125	10	151	176
Sulfur	ppm	ASTM D5185m 22500	29572	15962	20904

CONTAMINANTS

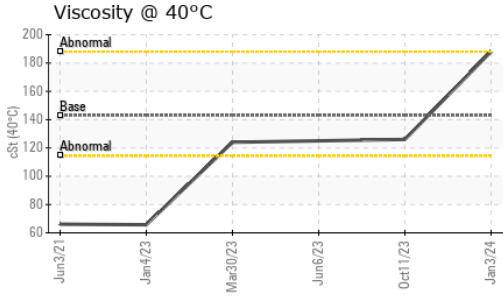
	method	limit/base	current	history1	history2
Silicon	ppm	ASTM D5185m >10	2	4	1
Sodium	ppm	ASTM D5185m >170	0	0	<1
Potassium	ppm	ASTM D5185m >20	2	<1	<1

VISUAL

	method	limit/base	current	history1	history2
White Metal	scalar	*Visual NONE	NONE	NONE	NONE
Yellow Metal	scalar	*Visual NONE	NONE	NONE	NONE
Precipitate	scalar	*Visual NONE	NONE	NONE	NONE
Silt	scalar	*Visual NONE	NONE	NONE	NONE
Debris	scalar	*Visual NONE	NONE	NONE	NONE
Sand/Dirt	scalar	*Visual NONE	NONE	NONE	NONE
Appearance	scalar	*Visual NORML	NORML	NORML	NORML
Odor	scalar	*Visual NORML	NORML	NORML	NORML
Emulsified Water	scalar	*Visual >0.2	NEG	NEG	NEG
Free Water	scalar	*Visual	NEG	NEG	NEG



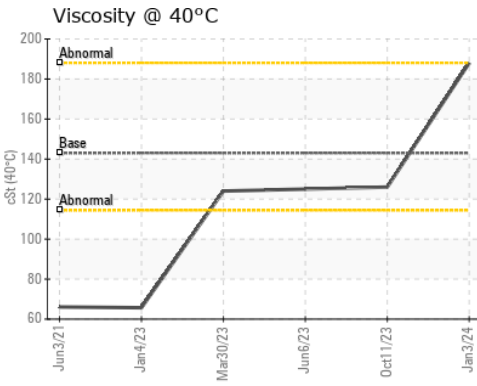
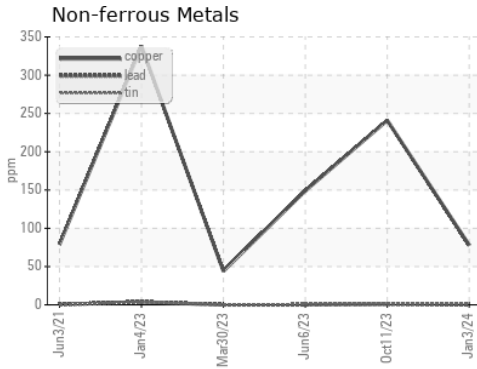
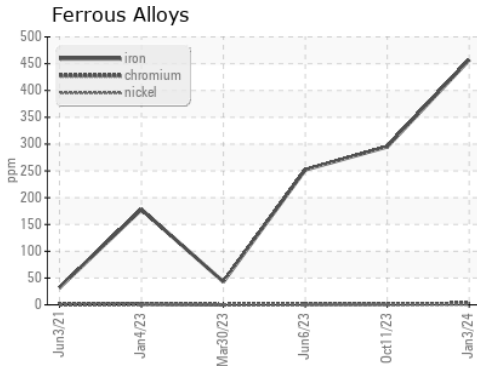
OIL ANALYSIS REPORT



FLUID PROPERTIES	method	limit/base	current	history1	history2	
Visc @ 40°C	cSt	ASTM D445	143	188	126	125

SAMPLE IMAGES	method	limit/base	current	history1	history2	
Color				no image	no image	no image
Bottom				no image	no image	no image

GRAPHS



Certificate L2367

Laboratory : WearCheck USA - 501 Madison Ave., Cary, NC 27513
Sample No. : DJJ0022512 **Recieved** : 16 Jan 2024
Lab Number : **06061555** **Diagnosed** : 17 Jan 2024
Unique Number : 10832937 **Diagnostician** : Wes Davis
Test Package : CONST

RIVER METALS RECYCLING - DECATUR FACILITY
 4301 IVERSON BLVD
 TRINITY, AL
 US 35673
 Contact: LARRY BARBER
 larry.barber@rmrecycling.com

To discuss this sample report, contact Customer Service at 1-800-237-1369.
 * - Denotes test methods that are outside of the ISO 17025 scope of accreditation.
 Statements of conformity to specifications are based on the simple acceptance decision rule (JCGM 106:2012)

T:
F: