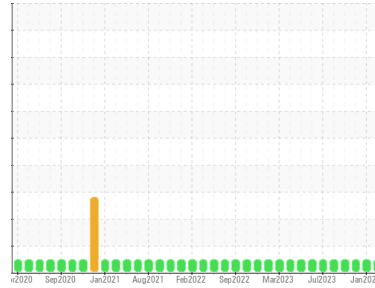




# OIL ANALYSIS REPORT

Sample Rating Trend



**NORMAL**



Machine Id  
**BULK SHELL MORLINA S3 BA 220**

Component  
**New (Unused) Oil**

Fluid  
**SHELL MORLINA S3 BA 220 (--- GAL)**

## DIAGNOSIS

### Recommendation

This is a baseline read-out on the submitted sample.

SAMPLE INFORMATION		method	limit/base	current	history1	history2
Sample Number	Client Info			<b>WC0775456</b>	WC0775466	WC0775445
Sample Date	Client Info			<b>12 Jan 2024</b>	09 Jan 2024	08 Dec 2023
Machine Age	hrs	Client Info		<b>0</b>	0	0
Oil Age	hrs	Client Info		<b>0</b>	0	0
Oil Changed	Client Info			<b>N/A</b>	N/A	N/A
Sample Status				<b>NORMAL</b>	NORMAL	NORMAL

WEAR METALS		method	limit/base	current	history1	history2
Iron	ppm	ASTM D5185m	>5	<b>0</b>	0	0
Chromium	ppm	ASTM D5185m	>5	<b>0</b>	0	0
Nickel	ppm	ASTM D5185m	>5	<b>0</b>	0	0
Titanium	ppm	ASTM D5185m		<b>0</b>	<1	0
Silver	ppm	ASTM D5185m	>5	<b>0</b>	0	0
Aluminum	ppm	ASTM D5185m	>5	<b>0</b>	0	0
Lead	ppm	ASTM D5185m	>5	<b>0</b>	0	0
Copper	ppm	ASTM D5185m	>5	<b>&lt;1</b>	<1	0
Tin	ppm	ASTM D5185m	>5	<b>0</b>	<1	0
Vanadium	ppm	ASTM D5185m		<b>&lt;1</b>	<1	<1
Cadmium	ppm	ASTM D5185m		<b>0</b>	0	0

ADDITIVES		method	limit/base	current	history1	history2
Boron	ppm	ASTM D5185m		<b>0</b>	0	0
Barium	ppm	ASTM D5185m		<b>0</b>	0	0
Molybdenum	ppm	ASTM D5185m		<b>0</b>	0	0
Manganese	ppm	ASTM D5185m		<b>0</b>	0	0
Magnesium	ppm	ASTM D5185m		<b>0</b>	0	0
Calcium	ppm	ASTM D5185m		<b>30</b>	2	0
Phosphorus	ppm	ASTM D5185m		<b>17</b>	14	0
Zinc	ppm	ASTM D5185m		<b>16</b>	7	0
Sulfur	ppm	ASTM D5185m		<b>6856</b>	7040	6850

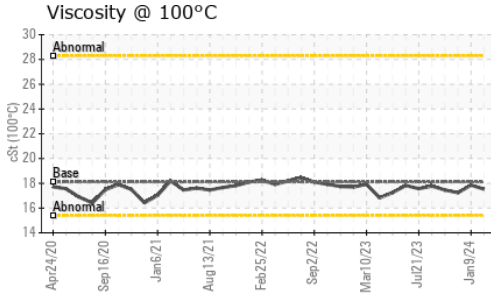
CONTAMINANTS		method	limit/base	current	history1	history2
Silicon	ppm	ASTM D5185m	>15	<b>2</b>	2	2
Sodium	ppm	ASTM D5185m		<b>0</b>	<1	0
Potassium	ppm	ASTM D5185m	>20	<b>0</b>	0	0
Water	%	ASTM D6304		<b>NEG</b>	NEG	NEG

FLUID DEGRADATION		method	limit/base	current	history1	history2
Acid Number (AN)	mg KOH/g	ASTM D8045	0.05	<b>0.089</b>	0.092	0.083

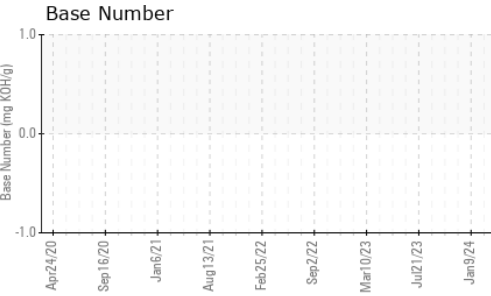
VISUAL		method	limit/base	current	history1	history2
White Metal	scalar	*Visual	NONE	<b>NONE</b>	NONE	NONE
Yellow Metal	scalar	*Visual	NONE	<b>NONE</b>	NONE	NONE
Precipitate	scalar	*Visual	NONE	<b>NONE</b>	NONE	NONE
Silt	scalar	*Visual	NONE	<b>NONE</b>	NONE	NONE
Debris	scalar	*Visual	NONE	<b>NONE</b>	NONE	NONE
Sand/Dirt	scalar	*Visual	NONE	<b>NONE</b>	NONE	NONE
Appearance	scalar	*Visual	NORML	<b>NORML</b>	NORML	NORML
Odor	scalar	*Visual	NORML	<b>NORML</b>	NORML	NORML
Emulsified Water	scalar	*Visual		<b>NEG</b>	NEG	NEG
Free Water	scalar	*Visual		<b>NEG</b>	NEG	NEG



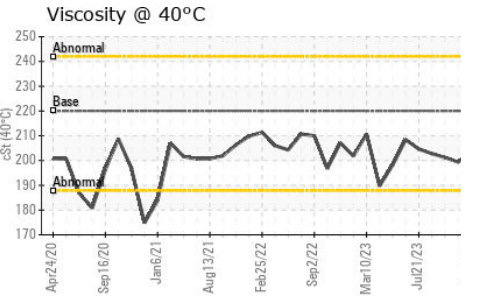
# OIL ANALYSIS REPORT



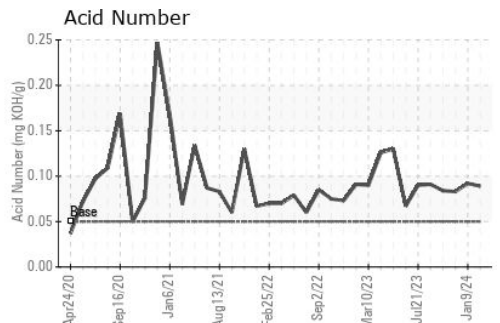
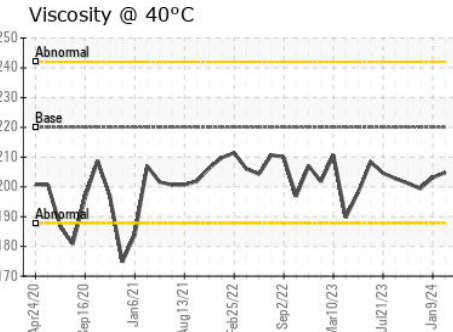
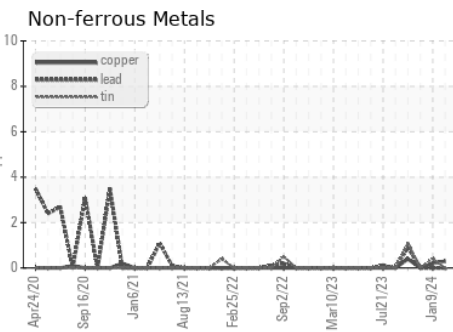
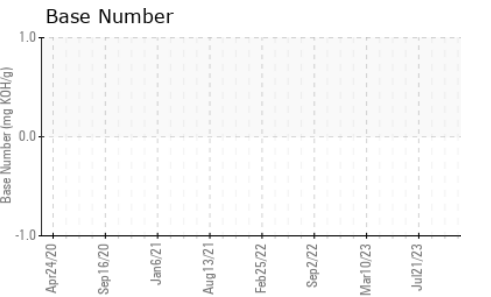
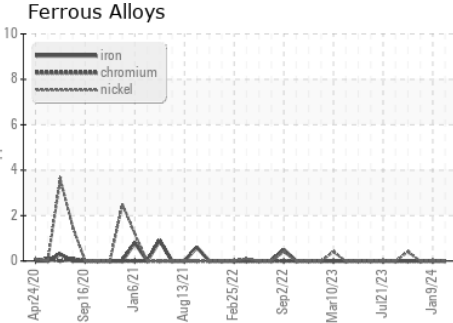
FLUID PROPERTIES	method	limit/base	current	history1	history2
Visc @ 40°C	cSt	ASTM D445	220	204.8	199.4
Visc @ 100°C	cSt	ASTM D445	18.1	17.85	17.24
Viscosity Index (VI)	Scale	ASTM D2270	95	95	92



SAMPLE IMAGES	method	limit/base	current	history1	history2
Color					
Bottom					



## GRAPHS



Certificate L2367

**Laboratory** : WearCheck USA - 501 Madison Ave., Cary, NC 27513  
**Sample No.** : WC0775456 **Received** : 16 Jan 2024  
**Lab Number** : 06061594 **Diagnosed** : 18 Jan 2024  
**Unique Number** : 10832976 **Diagnostician** : Jonathan Hester  
**Test Package** : MOB 2 ( Additional Tests: FT-IR, KF, KV100, PrtCount, TBN, VI )

**EDL NA Recips-Honeybrook**  
 Honey Brook Powerstation, 481 S. Churchtown Road  
 Narvon, PA  
 US 17555-9574  
 Contact: Christian Adames  
 Christian.Adames@edlenergy.com

To discuss this sample report, contact Customer Service at 1-800-237-1369.

\* - Denotes test methods that are outside of the ISO 17025 scope of accreditation.

Statements of conformity to specifications are based on the simple acceptance decision rule (JCGM 106:2012)

T:  
F: