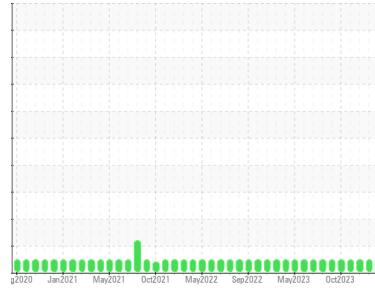




OIL ANALYSIS REPORT

Sample Rating Trend



NORMAL



Area
HPP
 Machine Id
VESSEL 1 PUMP 2 (S/N B44050)

Component
Hydraulic System
 Fluid

PETRO CANADA PURITY FG AW HYDRAULIC 46 (90 GAL)

DIAGNOSIS

Recommendation

Resample at the next service interval to monitor.

Wear

All component wear rates are normal.

Contamination

The system cleanliness is acceptable for your target ISO 4406 cleanliness code. The water content is negligible. The system and fluid cleanliness is acceptable.

Fluid Condition

The AN level is acceptable for this fluid. The condition of the oil is suitable for further service.

SAMPLE INFORMATION

| method | limit/base | current | history1 | history2 |
|---------------|-------------|--------------------|-------------|-------------|
| Sample Number | Client Info | WC0887344 | WC0887311 | WC0882371 |
| Sample Date | Client Info | 03 Jan 2024 | 28 Dec 2023 | 30 Nov 2023 |
| Machine Age | hrs | Client Info | 0 | 0 |
| Oil Age | hrs | Client Info | 0 | 0 |
| Oil Changed | Client Info | N/A | N/A | N/A |
| Sample Status | | NORMAL | NORMAL | NORMAL |

WEAR METALS

| method | limit/base | current | history1 | history2 | |
|----------|------------|-------------|----------|--------------|----|
| Iron | ppm | ASTM D5185m | >20 | 0 | 0 |
| Chromium | ppm | ASTM D5185m | >20 | <1 | <1 |
| Nickel | ppm | ASTM D5185m | >20 | 0 | 0 |
| Titanium | ppm | ASTM D5185m | | <1 | 0 |
| Silver | ppm | ASTM D5185m | | 0 | 0 |
| Aluminum | ppm | ASTM D5185m | >20 | 2 | 1 |
| Lead | ppm | ASTM D5185m | >20 | 0 | 0 |
| Copper | ppm | ASTM D5185m | >20 | <1 | 0 |
| Tin | ppm | ASTM D5185m | >20 | <1 | <1 |
| Vanadium | ppm | ASTM D5185m | | 0 | 0 |
| Cadmium | ppm | ASTM D5185m | | 0 | 0 |

ADDITIVES

| method | limit/base | current | history1 | history2 | |
|------------|------------|-------------|----------|--------------|-----|
| Boron | ppm | ASTM D5185m | | 0 | 0 |
| Barium | ppm | ASTM D5185m | | 0 | 10 |
| Molybdenum | ppm | ASTM D5185m | | 0 | 0 |
| Manganese | ppm | ASTM D5185m | | 0 | 0 |
| Magnesium | ppm | ASTM D5185m | | 0 | <1 |
| Calcium | ppm | ASTM D5185m | | <1 | <1 |
| Phosphorus | ppm | ASTM D5185m | | 437 | 490 |
| Zinc | ppm | ASTM D5185m | | 0 | 0 |
| Sulfur | ppm | ASTM D5185m | | 466 | 488 |

CONTAMINANTS

| method | limit/base | current | history1 | history2 | |
|-----------|------------|-------------|----------|--------------|-------|
| Silicon | ppm | ASTM D5185m | >15 | 3 | 3 |
| Sodium | ppm | ASTM D5185m | | 0 | 0 |
| Potassium | ppm | ASTM D5185m | >20 | 1 | <1 |
| Water | % | ASTM D6304 | >0.05 | 0.002 | 0.003 |
| ppm Water | ppm | ASTM D6304 | >500 | 22 | 34 |

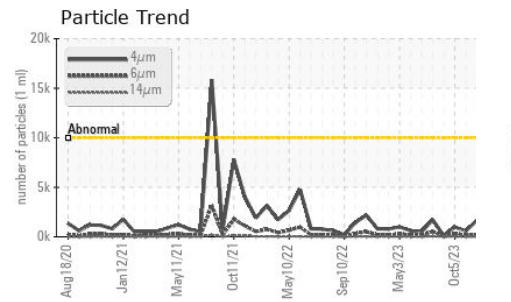
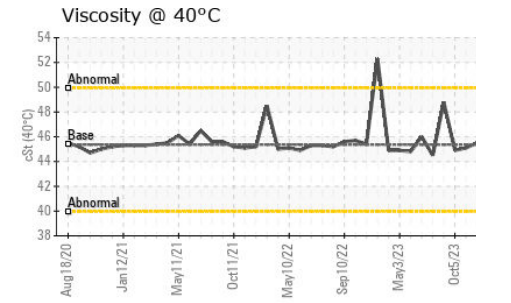
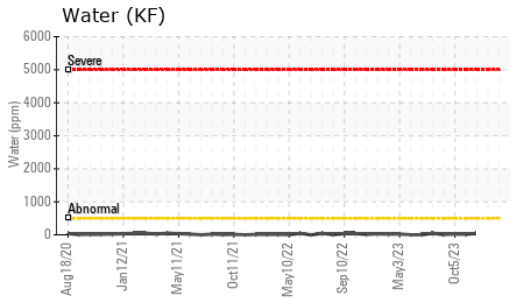
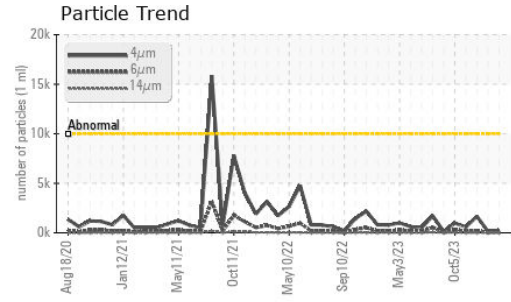
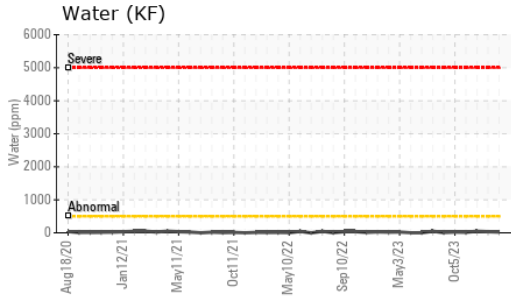
FLUID CLEANLINESS

| method | limit/base | current | history1 | history2 |
|-----------------|--------------|-----------|-----------------|----------|
| Particles >4µm | ASTM D7647 | >10000 | 241 | 139 |
| Particles >6µm | ASTM D7647 | >1300 | 65 | 33 |
| Particles >14µm | ASTM D7647 | >160 | 14 | 2 |
| Particles >21µm | ASTM D7647 | >40 | 6 | 1 |
| Particles >38µm | ASTM D7647 | >10 | 0 | 0 |
| Particles >71µm | ASTM D7647 | >3 | 0 | 0 |
| Oil Cleanliness | ISO 4406 (c) | >20/17/14 | 15/13/11 | 14/12/9 |

FLUID DEGRADATION

| method | limit/base | current | history1 | history2 |
|------------------|------------|------------|----------|-------------|
| Acid Number (AN) | mg KOH/g | ASTM D8045 | 0.26 | 0.25 |


OIL ANALYSIS REPORT



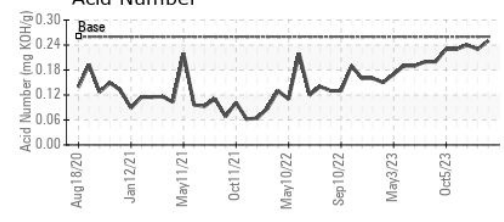
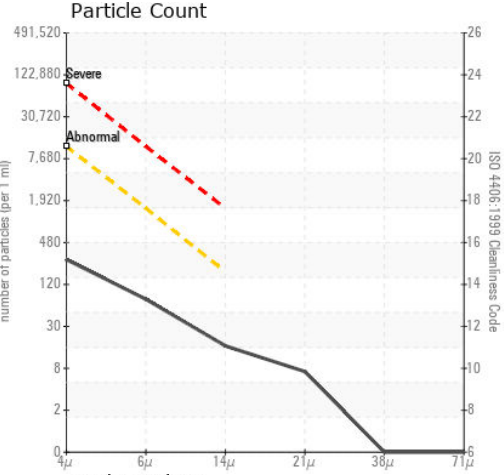
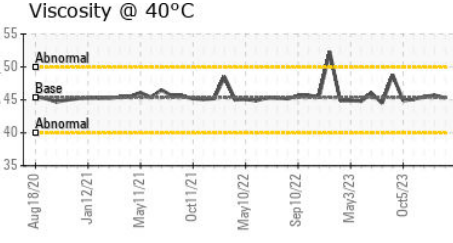
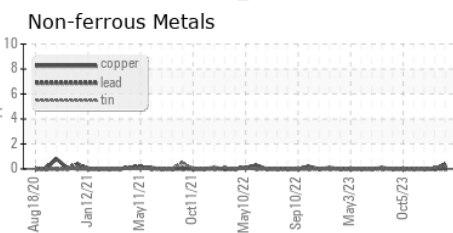
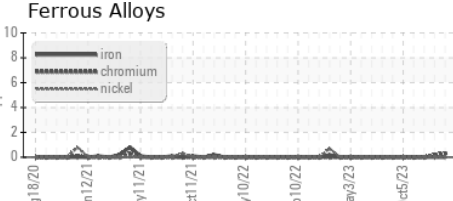
| VISUAL | method | limit/base | current | history1 | history2 |
|------------------|--------|------------|---------|----------|----------|
| White Metal | scalar | *Visual | NONE | NONE | NONE |
| Yellow Metal | scalar | *Visual | NONE | NONE | NONE |
| Precipitate | scalar | *Visual | NONE | NONE | NONE |
| Silt | scalar | *Visual | NONE | NONE | NONE |
| Debris | scalar | *Visual | NONE | NONE | NONE |
| Sand/Dirt | scalar | *Visual | NONE | NONE | NONE |
| Appearance | scalar | *Visual | NORML | NORML | NORML |
| Odor | scalar | *Visual | NORML | NORML | NORML |
| Emulsified Water | scalar | *Visual | >0.05 | NEG | NEG |
| Free Water | scalar | *Visual | | NEG | NEG |

| FLUID PROPERTIES | method | limit/base | current | history1 | history2 | |
|------------------|--------|------------|---------|-------------|----------|------|
| Visc @ 40°C | cSt | ASTM D445 | 45.36 | 45.3 | 45.7 | 45.5 |

| SAMPLE IMAGES | method | limit/base | current | history1 | history2 |
|---------------|--------|------------|---------|----------|----------|
|---------------|--------|------------|---------|----------|----------|



GRAPHS



Laboratory : WearCheck USA - 501 Madison Ave., Cary, NC 27513
Sample No. : WC0887344 **Received** : 16 Jan 2024
Lab Number : 06061922 **Diagnosed** : 18 Jan 2024
Unique Number : 10833304 **Diagnostician** : Wes Davis
Test Package : IND 2 (Additional Tests: KF)

OSCEOLA FOODS (HORMEL)
 1027 WARREN AVE
 OSCEOLA, IA
 US 50213
 Contact: WADE MYERS
 wlm Myers@hormel.com
 T: (641)342-8043
 F: (641)342-8047

Certificate L2367
 To discuss this sample report, contact Customer Service at 1-800-237-1369.
 * - Denotes test methods that are outside of the ISO 17025 scope of accreditation.
 Statements of conformity to specifications are based on the simple acceptance decision rule (JCGM 106:2012)