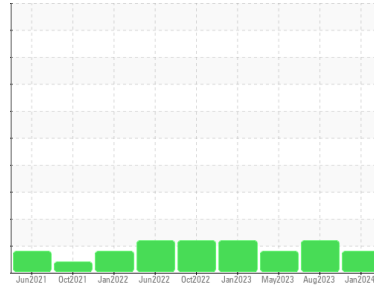




OIL ANALYSIS REPORT

Sample Rating Trend



ISO



Machine Id
CP4 B-3 (S/N KL10-51536)

Component
Refrigeration Compressor
Fluid
USPI 1009-68 SC (--- GAL)

DIAGNOSIS

Recommendation

Resample at the next service interval to monitor.

Wear

All component wear rates are normal.

Contamination

There is a high amount of silt (particulates < 6 microns in size) present in the oil.

Fluid Condition

The AN level is acceptable for this fluid. The condition of the oil is suitable for further service.

SAMPLE INFORMATION

| | method | limit/base | current | history1 | history2 |
|---------------|-------------|-------------|--------------------|-------------|-------------|
| Sample Number | Client Info | | USP0005101 | USP0000448 | USP248481 |
| Sample Date | Client Info | | 16 Jan 2024 | 24 Aug 2023 | 15 May 2023 |
| Machine Age | hrs | Client Info | 0 | 0 | 0 |
| Oil Age | hrs | Client Info | 0 | 0 | 0 |
| Oil Changed | Client Info | | N/A | N/A | N/A |
| Sample Status | | | ABNORMAL | ABNORMAL | ATTENTION |

WEAR METALS

| | method | limit/base | current | history1 | history2 |
|----------|--------|----------------|--------------|----------|----------|
| Iron | ppm | ASTM D5185m >8 | 0 | 2 | 3 |
| Chromium | ppm | ASTM D5185m >2 | 0 | 0 | <1 |
| Nickel | ppm | ASTM D5185m | 0 | 0 | <1 |
| Titanium | ppm | ASTM D5185m | 0 | 0 | 0 |
| Silver | ppm | ASTM D5185m >2 | 0 | 0 | 0 |
| Aluminum | ppm | ASTM D5185m >3 | <1 | 0 | <1 |
| Lead | ppm | ASTM D5185m >2 | 0 | 0 | 0 |
| Copper | ppm | ASTM D5185m >8 | <1 | 0 | 0 |
| Tin | ppm | ASTM D5185m >4 | 0 | 0 | <1 |
| Vanadium | ppm | ASTM D5185m | 0 | <1 | 0 |
| Cadmium | ppm | ASTM D5185m | 0 | 0 | 0 |

ADDITIVES

| | method | limit/base | current | history1 | history2 |
|------------|--------|----------------|--------------|----------|----------|
| Boron | ppm | ASTM D5185m | 0 | 0 | 0 |
| Barium | ppm | ASTM D5185m | 0 | 0 | 0 |
| Molybdenum | ppm | ASTM D5185m | 0 | 0 | 0 |
| Manganese | ppm | ASTM D5185m | <1 | 0 | <1 |
| Magnesium | ppm | ASTM D5185m | <1 | 0 | 1 |
| Calcium | ppm | ASTM D5185m | <1 | 0 | 0 |
| Phosphorus | ppm | ASTM D5185m | 0 | 0 | 3 |
| Zinc | ppm | ASTM D5185m | 2 | 0 | 0 |
| Sulfur | ppm | ASTM D5185m 50 | 0 | 0 | 11 |

CONTAMINANTS

| | method | limit/base | current | history1 | history2 |
|-----------|--------|------------------|--------------|----------|----------|
| Silicon | ppm | ASTM D5185m >15 | 0 | 0 | <1 |
| Sodium | ppm | ASTM D5185m | 0 | <1 | <1 |
| Potassium | ppm | ASTM D5185m >20 | 0 | 0 | 2 |
| Water | % | ASTM D6304 >0.01 | 0.004 | 0.006 | 0.005 |
| ppm Water | ppm | ASTM D6304 >100 | 43 | 60.8 | 54.4 |

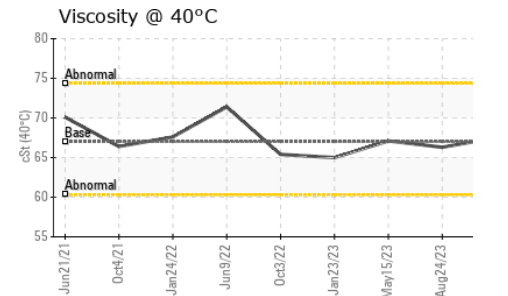
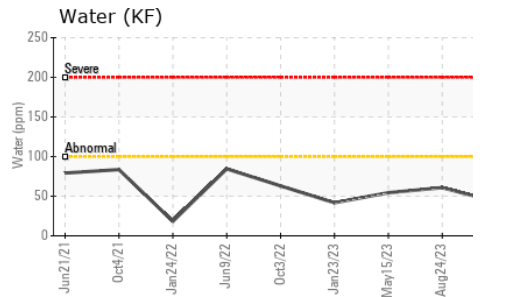
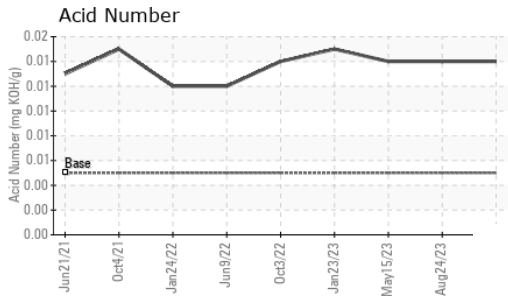
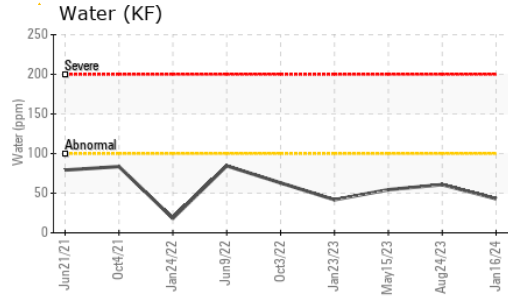
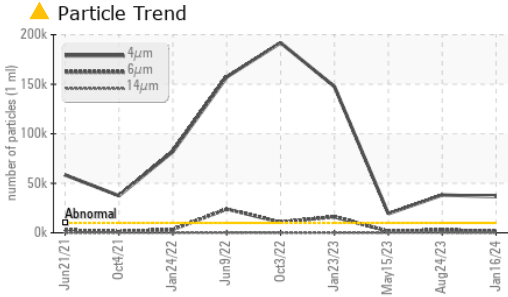
FLUID CLEANLINESS

| | method | limit/base | current | history1 | history2 |
|-----------------|--------------|------------|-------------------|------------|------------|
| Particles >4µm | ASTM D7647 | >10000 | ▲ 36526 | ▲ 38193 | ▲ 19286 |
| Particles >6µm | ASTM D7647 | >2500 | 1480 | ▲ 2816 | 1614 |
| Particles >14µm | ASTM D7647 | >320 | 16 | 67 | 54 |
| Particles >21µm | ASTM D7647 | >80 | 3 | 10 | 8 |
| Particles >38µm | ASTM D7647 | >20 | 0 | 0 | 0 |
| Particles >71µm | ASTM D7647 | >4 | 0 | 0 | 0 |
| Oil Cleanliness | ISO 4406 (c) | >20/18/15 | ▲ 22/18/11 | ▲ 22/19/13 | ▲ 21/18/13 |

FLUID DEGRADATION

| | method | limit/base | current | history1 | history2 |
|------------------|----------|-----------------|--------------|----------|----------|
| Acid Number (AN) | mg KOH/g | ASTM D974 0.005 | 0.014 | 0.014 | 0.014 |

OIL ANALYSIS REPORT

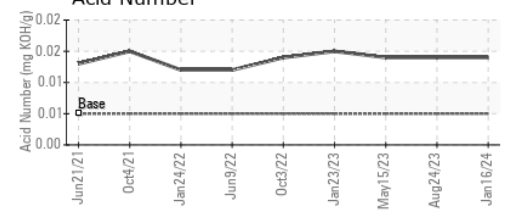
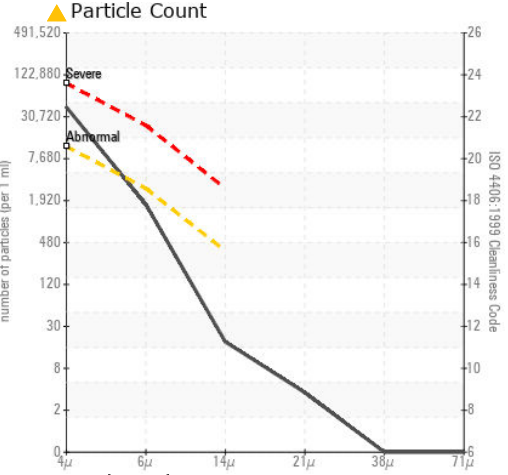
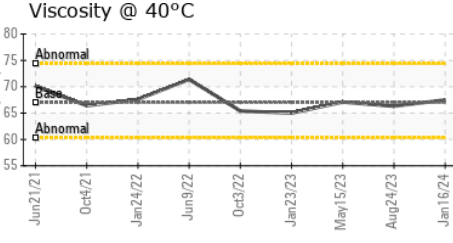
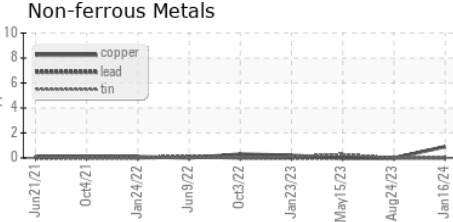
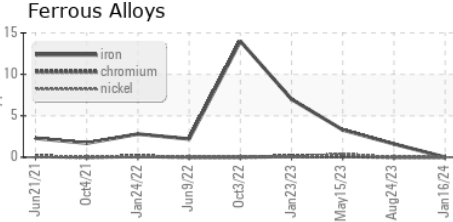


| VISUAL | method | limit/base | current | history1 | history2 |
|------------------|--------|------------|---------|----------|----------|
| White Metal | scalar | *Visual | NONE | NONE | NONE |
| Yellow Metal | scalar | *Visual | NONE | NONE | NONE |
| Precipitate | scalar | *Visual | NONE | NONE | NONE |
| Silt | scalar | *Visual | NONE | NONE | NONE |
| Debris | scalar | *Visual | NONE | NONE | NONE |
| Sand/Dirt | scalar | *Visual | NONE | NONE | NONE |
| Appearance | scalar | *Visual | NORML | NORML | NORML |
| Odor | scalar | *Visual | NORML | NORML | NORML |
| Emulsified Water | scalar | *Visual | >0.01 | NEG | NEG |
| Free Water | scalar | *Visual | | NEG | NEG |

| FLUID PROPERTIES | method | limit/base | current | history1 | history2 |
|------------------|--------|--------------|---------|----------|----------|
| Visc @ 40°C | cSt | ASTM D445 67 | 67.5 | 66.3 | 67.1 |

| SAMPLE IMAGES | method | limit/base | current | history1 | history2 |
|---------------|--------|------------|---------|----------|----------|
| Color | | | | | |
| Bottom | | | | | |

GRAPHS



Laboratory : WearCheck USA - 501 Madison Ave., Cary, NC 27513
Sample No. : USP0005101 **Received** : 17 Jan 2024
Lab Number : 06062804 **Diagnosed** : 19 Jan 2024
Unique Number : 10834186 **Diagnostician** : Doug Bogart
Test Package : IND 2

THE SCHWAN FOOD CO
 3019 SCANLAN AVE
 SALINA, KS
 US 67401
 Contact: RICK DUVAL

To discuss this sample report, contact Customer Service at 1-800-237-1369.
 * - Denotes test methods that are outside of the ISO 17025 scope of accreditation.
 Statements of conformity to specifications are based on the simple acceptance decision rule (JCGM 106:2012)

T:
F: