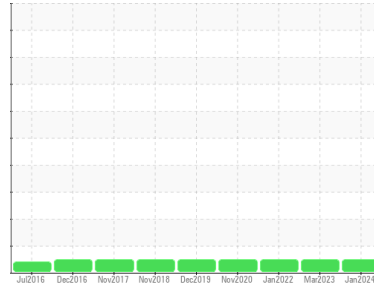




OIL ANALYSIS REPORT

Sample Rating Trend

NORMAL



Machine Id
MCQUAY FLUVANNA HIGH SCHOOL CHILLER 1 (S/N STNU100700146)
 Component
Refrigeration Compressor
 Fluid
MOBIL EAL 46 (10 GAL)

DIAGNOSIS

Recommendation

Resample at the next service interval to monitor.

Wear

All component wear rates are normal.

Contamination

There is no indication of any contamination in the oil.

Fluid Condition

The AN level is acceptable for this fluid. The condition of the oil is suitable for further service.

SAMPLE INFORMATION

	method	limit/base	current	history1	history2
Sample Number	Client Info		WC0631935	WC0430663	WC0430755
Sample Date	Client Info		09 Jan 2024	07 Mar 2023	10 Jan 2022
Machine Age	hrs	Client Info	0	2620	15100
Oil Age	hrs	Client Info	0	2620	0
Oil Changed	Client Info		Not Changed	Not Changed	Not Changed
Sample Status			NORMAL	NORMAL	NORMAL

WEAR METALS

	method	limit/base	current	history1	history2
Iron	ppm	ASTM D5185m >100	12	17	22
Chromium	ppm	ASTM D5185m >2	0	0	0
Nickel	ppm	ASTM D5185m	<1	<1	1
Titanium	ppm	ASTM D5185m	0	0	0
Silver	ppm	ASTM D5185m >2	0	0	<1
Aluminum	ppm	ASTM D5185m >50	<1	<1	1
Lead	ppm	ASTM D5185m >2	<1	2	3
Copper	ppm	ASTM D5185m >100	2	2	3
Tin	ppm	ASTM D5185m >4	1	1	3
Antimony	ppm	ASTM D5185m	---	---	<1
Vanadium	ppm	ASTM D5185m	0	0	0
Cadmium	ppm	ASTM D5185m	0	0	<1

ADDITIVES

	method	limit/base	current	history1	history2
Boron	ppm	ASTM D5185m 0	0	0	0
Barium	ppm	ASTM D5185m 0	0	0	0
Molybdenum	ppm	ASTM D5185m 0	0	0	<1
Manganese	ppm	ASTM D5185m 0	1	<1	<1
Magnesium	ppm	ASTM D5185m 0	1	<1	<1
Calcium	ppm	ASTM D5185m 0	1	0	<1
Phosphorus	ppm	ASTM D5185m 450	536	580	477
Zinc	ppm	ASTM D5185m 5	24	17	20
Sulfur	ppm	ASTM D5185m 40	9	19	50

CONTAMINANTS

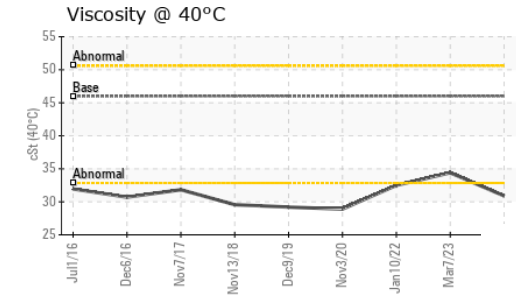
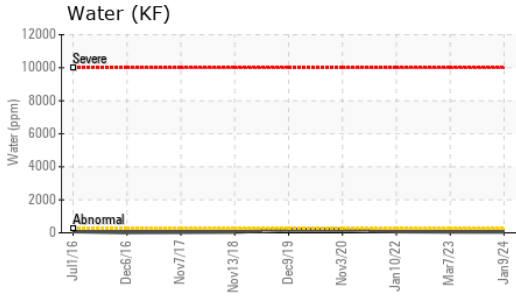
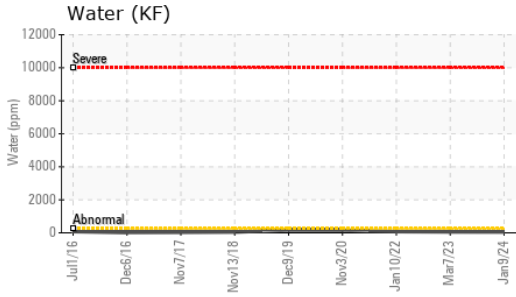
	method	limit/base	current	history1	history2
Silicon	ppm	ASTM D5185m >50	9	12	10
Sodium	ppm	ASTM D5185m	0	<1	1
Potassium	ppm	ASTM D5185m >20	4	5	1
Water	%	ASTM D6304 >0.02	0.004	0.004	0.006
ppm Water	ppm	ASTM D6304 >250	43	49.0	67.5

FLUID DEGRADATION

	method	limit/base	current	history1	history2
Acid Number (AN)	mg KOH/g	ASTM D974 0.04	0.066	0.099	0.18




OIL ANALYSIS REPORT



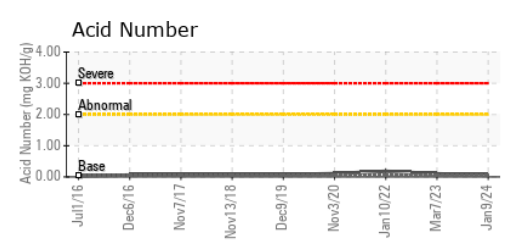
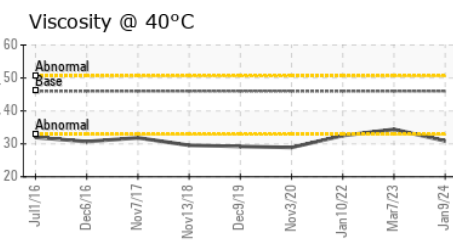
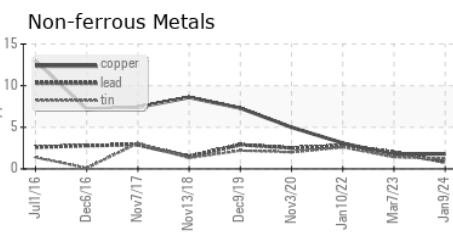
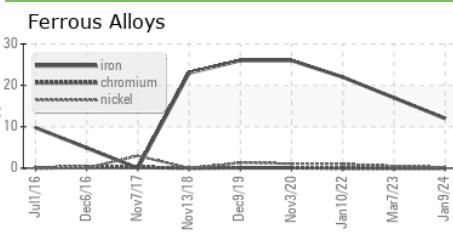
VISUAL	method	limit/base	current	history1	history2
White Metal	scalar	*Visual	NONE	NONE	NONE
Yellow Metal	scalar	*Visual	NONE	NONE	NONE
Precipitate	scalar	*Visual	NONE	NONE	NONE
Silt	scalar	*Visual	NONE	NONE	NONE
Debris	scalar	*Visual	NONE	NONE	NONE
Sand/Dirt	scalar	*Visual	NONE	NONE	NONE
Appearance	scalar	*Visual	NORML	NORML	NORML
Odor	scalar	*Visual	NORML	NORML	NORML
Emulsified Water	scalar	*Visual	>0.02	NEG	NEG
Free Water	scalar	*Visual		NEG	NEG

FLUID PROPERTIES	method	limit/base	current	history1	history2
Visc @ 40°C	cSt	ASTM D445 46	30.9	34.4	32.5

SAMPLE IMAGES	method	limit/base	current	history1	history2
---------------	--------	------------	---------	----------	----------



GRAPHS



Laboratory : WearCheck USA - 501 Madison Ave., Cary, NC 27513
Sample No. : WC0631935 **Received** : 17 Jan 2024
Lab Number : 06062869 **Diagnosed** : 19 Jan 2024
Unique Number : 10834251 **Diagnostician** : Don Baldrige
Test Package : IND 2

DAIKIN APPLIED-RICHMOND
 3524 MAYLAND CT
 RICHMOND, VA
 US 23233
 Contact: GANIS HEISLER
 ganis.heisler@daikin.com
 T: (804)747-4822
 F: (804)747-6686

To discuss this sample report, contact Customer Service at 1-800-237-1369.
 * - Denotes test methods that are outside of the ISO 17025 scope of accreditation.
 Statements of conformity to specifications are based on the simple acceptance decision rule (JCGM 106:2012)