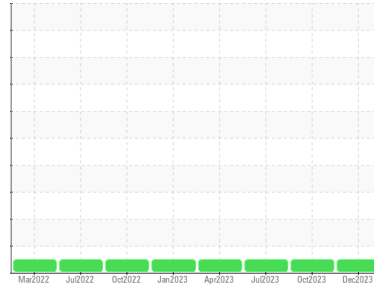




OIL ANALYSIS REPORT

Sample Rating Trend

NORMAL



Area
DEKKER/VMAXAL
 Machine Id
DEKKER 80083 - TEXTRON AVIATION (S/N 22611)
 Component
Compressor

DIAGNOSIS

Recommendation

Resample at the next service interval to monitor.

Wear

All component wear rates are normal.

Contamination

There is no indication of any contamination in the oil.

Fluid Condition

The AN level is acceptable for this fluid. The condition of the oil is suitable for further service.

SAMPLE INFORMATION		method	limit/base	current	history1	history2
Sample Number	Client Info			UCH06062932	UCH05990521	UCH05929697
Sample Date	Client Info			26 Dec 2023	09 Oct 2023	03 Jul 2023
Machine Age	hrs	Client Info		51188	50153	49356
Oil Age	hrs	Client Info		0	0	0
Oil Changed	Client Info			Not Changed	Not Changed	Not Changed
Sample Status				NORMAL	NORMAL	NORMAL

CONTAMINATION		method	limit/base	current	history1	history2
Water	WC Method		>0.1	NEG	NEG	NEG

WEAR METALS		method	limit/base	current	history1	history2
Iron	ppm	ASTM D5185m	>50	1	1	2
Chromium	ppm	ASTM D5185m	>10	0	0	0
Nickel	ppm	ASTM D5185m		0	0	<1
Titanium	ppm	ASTM D5185m		0	<1	0
Silver	ppm	ASTM D5185m		0	0	0
Aluminum	ppm	ASTM D5185m	>25	0	0	0
Lead	ppm	ASTM D5185m	>25	0	0	<1
Copper	ppm	ASTM D5185m	>50	<1	<1	<1
Tin	ppm	ASTM D5185m	>15	0	<1	0
Vanadium	ppm	ASTM D5185m		<1	0	0
Cadmium	ppm	ASTM D5185m		0	0	0

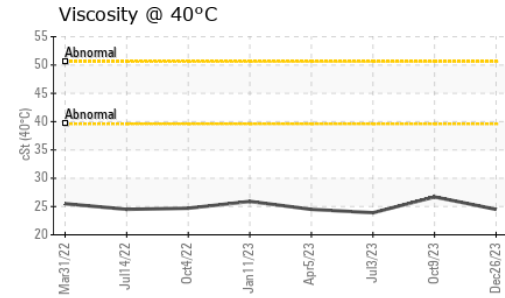
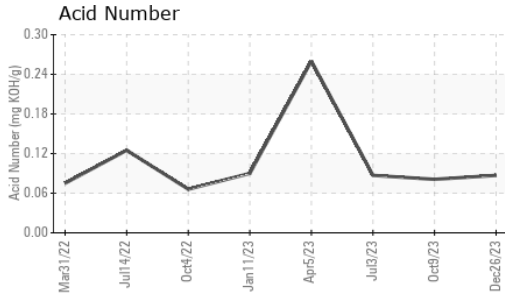
ADDITIVES		method	limit/base	current	history1	history2
Boron	ppm	ASTM D5185m		0	0	0
Barium	ppm	ASTM D5185m		181	183	167
Molybdenum	ppm	ASTM D5185m		0	0	0
Manganese	ppm	ASTM D5185m		0	<1	0
Magnesium	ppm	ASTM D5185m		0	0	<1
Calcium	ppm	ASTM D5185m		0	<1	2
Phosphorus	ppm	ASTM D5185m		109	108	131
Zinc	ppm	ASTM D5185m		0	1	<1
Sulfur	ppm	ASTM D5185m		1940	1824	2097

CONTAMINANTS		method	limit/base	current	history1	history2
Silicon	ppm	ASTM D5185m	>25	3	3	<1
Sodium	ppm	ASTM D5185m		8	12	6
Potassium	ppm	ASTM D5185m	>20	0	<1	<1

FLUID DEGRADATION		method	limit/base	current	history1	history2
Acid Number (AN)	mg KOH/g	ASTM D8045		0.087	0.081	0.087




OIL ANALYSIS REPORT



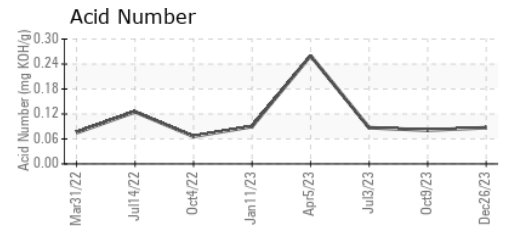
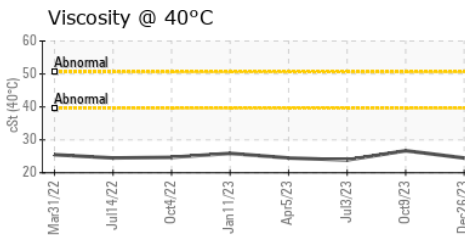
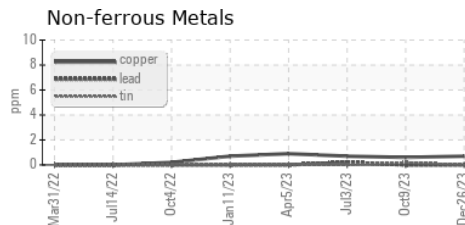
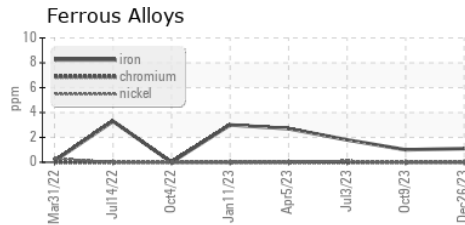
PARAMETER	method	limit/base	current	history1	history2
White Metal	scalar	*Visual	NONE	NONE	NONE
Yellow Metal	scalar	*Visual	NONE	NONE	NONE
Precipitate	scalar	*Visual	NONE	NONE	NONE
Silt	scalar	*Visual	NONE	NONE	NONE
Debris	scalar	*Visual	NONE	NONE	NONE
Sand/Dirt	scalar	*Visual	NONE	NONE	NONE
Appearance	scalar	*Visual	NORML	NORML	NORML
Odor	scalar	*Visual	NORML	NORML	NORML
Emulsified Water	scalar	*Visual	>0.1	NEG	NEG
Free Water	scalar	*Visual		NEG	NEG

FLUID PROPERTIES	method	limit/base	current	history1	history2
Visc @ 40°C	cSt	ASTM D445	24.5	26.7	23.9

SAMPLE IMAGES	method	limit/base	current	history1	history2
---------------	--------	------------	---------	----------	----------



GRAPHS



Certificate L2367

Laboratory : WearCheck USA - 501 Madison Ave., Cary, NC 27513
Sample No. : UCH06062932 **Recieved** : 17 Jan 2024
Lab Number : 06062932 **Diagnosed** : 19 Jan 2024
Unique Number : 10834314 **Diagnostician** : Don Baldrige
Test Package : IND 2

AIR CAPITAL EQUIPMENT INC
 806 E BOSTON ST
 WICHITA, KS
 US 67211
 Contact: MIKAYLA STOUT
 mstout@aircapeq.com
 T: (316)522-1111
 F:

To discuss this sample report, contact Customer Service at 1-800-237-1369.

* - Denotes test methods that are outside of the ISO 17025 scope of accreditation.

Statements of conformity to specifications are based on the simple acceptance decision rule (JCGM 106:2012)