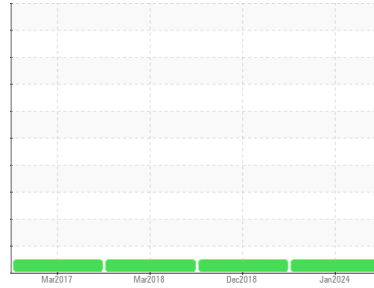




OIL ANALYSIS REPORT

Sample Rating Trend

NORMAL



Area
[SV2310310272]
 Machine Id
MCQUAY 100 E PRATT CH5 (S/N SJV0100500)
 Component
Refrigeration Compressor
 Fluid
ICI EMKARATE RL 46H (8 GAL)

DIAGNOSIS

Recommendation

Resample at the next service interval to monitor.

Wear

All component wear rates are normal.

Contamination

There is no indication of any contamination in the oil.

Fluid Condition

The AN level is acceptable for this fluid. The condition of the oil is suitable for further service.

SAMPLE INFORMATION

method	limit/base	current	history1	history2
Sample Number	Client Info	WCI2308767	WCI2263969	WCI2250794
Sample Date	Client Info	10 Jan 2024	17 Dec 2018	14 Mar 2018
Machine Age	hrs	27880	18490	17650
Oil Age	hrs	0	18490	17650
Oil Changed	Client Info	Not Changed	Not Changd	Not Changed
Sample Status		NORMAL	NORMAL	NORMAL

WEAR METALS

method	limit/base	current	history1	history2	
Iron	ppm	ASTM D5185m >100	14	0	1
Chromium	ppm	ASTM D5185m >2	<1	0	0
Nickel	ppm	ASTM D5185m	0	<1	<1
Titanium	ppm	ASTM D5185m	0	0	0
Silver	ppm	ASTM D5185m >2	0	0	0
Aluminum	ppm	ASTM D5185m >50	2	0	<1
Lead	ppm	ASTM D5185m >2	<1	1	1
Copper	ppm	ASTM D5185m >100	12	<1	<1
Tin	ppm	ASTM D5185m >4	<1	0	0
Antimony	ppm	ASTM D5185m	---	0	0
Vanadium	ppm	ASTM D5185m	0	0	0
Cadmium	ppm	ASTM D5185m	0	0	0

ADDITIVES

method	limit/base	current	history1	history2	
Boron	ppm	ASTM D5185m 0	0	<1	<1
Barium	ppm	ASTM D5185m 0	3	0	0
Molybdenum	ppm	ASTM D5185m 0	0	0	0
Manganese	ppm	ASTM D5185m 0	0	0	0
Magnesium	ppm	ASTM D5185m 0	0	0	2
Calcium	ppm	ASTM D5185m 0	<1	0	0
Phosphorus	ppm	ASTM D5185m 1900	66	1	5
Zinc	ppm	ASTM D5185m 0	0	0	4
Sulfur	ppm	ASTM D5185m 25	0	0	16

CONTAMINANTS

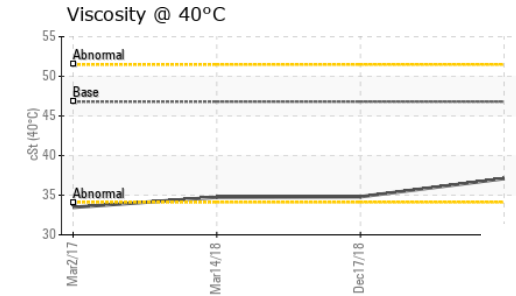
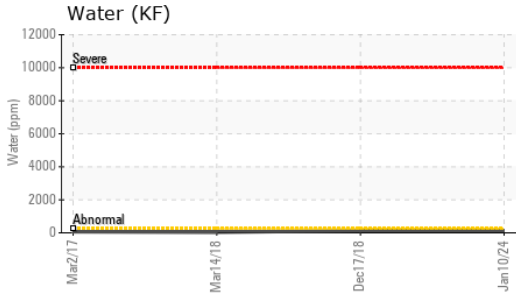
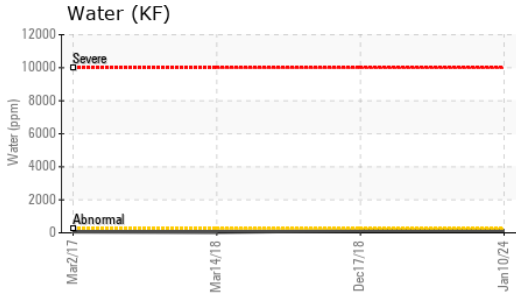
method	limit/base	current	history1	history2	
Silicon	ppm	ASTM D5185m >50	40	7	3
Sodium	ppm	ASTM D5185m	0	<1	<1
Potassium	ppm	ASTM D5185m >20	1	0	0
Water	%	ASTM D6304 >0.02	0.013	0.013	0.003
ppm Water	ppm	ASTM D6304 >250	133	130	30

FLUID DEGRADATION

method	limit/base	current	history1	history2	
Acid Number (AN)	mg KOH/g	ASTM D974 0.03	0.053	0.125	0.094




OIL ANALYSIS REPORT



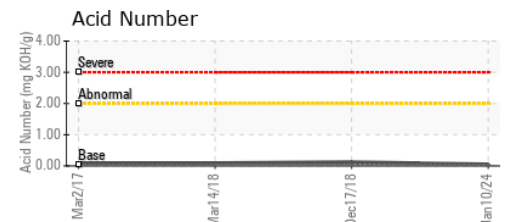
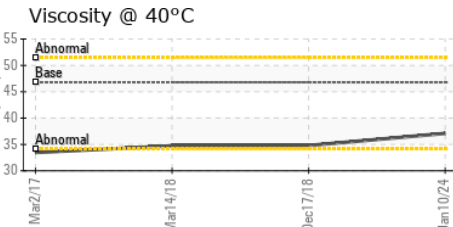
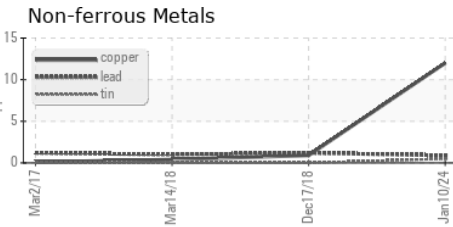
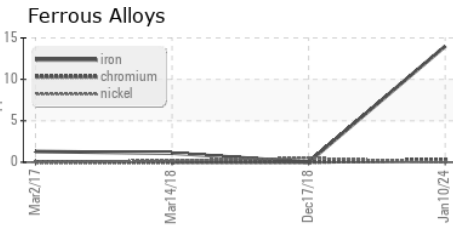
VISUAL	method	limit/base	current	history1	history2
White Metal	scalar	*Visual	NONE	NONE	NONE
Yellow Metal	scalar	*Visual	NONE	NONE	NONE
Precipitate	scalar	*Visual	NONE	NONE	NONE
Silt	scalar	*Visual	NONE	NONE	NONE
Debris	scalar	*Visual	NONE	NONE	NONE
Sand/Dirt	scalar	*Visual	NONE	NONE	NONE
Appearance	scalar	*Visual	NORML	NORML	NORML
Odor	scalar	*Visual	NORML	NORML	NORML
Emulsified Water	scalar	*Visual	>0.02	NEG	NEG
Free Water	scalar	*Visual		NEG	NEG

FLUID PROPERTIES	method	limit/base	current	history1	history2	
Visc @ 40°C	cSt	ASTM D445	46.8	37.1	34.8	34.74

SAMPLE IMAGES	method	limit/base	current	history1	history2
---------------	--------	------------	---------	----------	----------



GRAPHS



Certificate L2367

Laboratory : WearCheck USA - 501 Madison Ave., Cary, NC 27513
Sample No. : WC12308767 **Recieved** : 17 Jan 2024
Lab Number : **06063653** **Diagnosed** : 19 Jan 2024
Unique Number : 10835035 **Diagnostician** : Don Baldrige
Test Package : IND 2

To discuss this sample report, contact Customer Service at 1-800-237-1369.

* - Denotes test methods that are outside of the ISO 17025 scope of accreditation.

Statements of conformity to specifications are based on the simple acceptance decision rule (JCGM 106:2012)

DAIKIN APPLIED
 5021 HOWERTON WAY SUITE P
 BOWIE, MD
 US 20715
 Contact: EDWARD FEENEY
 edward.feeney@daikinapplied.com
 T:
 F: (301)735-1838