



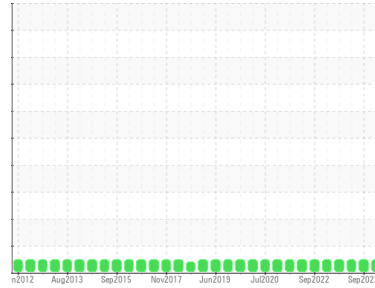
OIL ANALYSIS REPORT

Sample Rating Trend

NORMAL



Area
AREA III [500315917]
 Machine Id
PHILADELPHIA A9101 (S/N AD-60-3)
 Component
Gearbox
 Fluid
ROYAL PURPLE SYNFILM 150 (7 GAL)



DIAGNOSIS

Recommendation
 Resample at the next service interval to monitor.

Wear
 All component wear rates are normal.

Contamination
 There is no indication of any contamination in the oil.

Fluid Condition
 The AN level is acceptable for this fluid. The condition of the oil is suitable for further service.

SAMPLE INFORMATION

	method	limit/base	current	history1	history2
Sample Number	Client Info		WC0844025	WC0810629	WC0810149
Sample Date	Client Info		20 Nov 2023	01 Sep 2023	30 May 2023
Machine Age	hrs	Client Info	0	0	0
Oil Age	hrs	Client Info	0	0	0
Oil Changed	Client Info		N/A	N/A	N/A
Sample Status			NORMAL	NORMAL	NORMAL

CONTAMINATION

	method	limit/base	current	history1	history2
Water	WC Method	>0.2	NEG	NEG	NEG

WEAR METALS

	method	limit/base	current	history1	history2
Iron	ppm	ASTM D5185m >200	2	2	2
Chromium	ppm	ASTM D5185m >15	0	0	0
Nickel	ppm	ASTM D5185m >15	<1	<1	<1
Titanium	ppm	ASTM D5185m	0	0	0
Silver	ppm	ASTM D5185m	0	0	0
Aluminum	ppm	ASTM D5185m >25	<1	0	0
Lead	ppm	ASTM D5185m >100	0	0	0
Copper	ppm	ASTM D5185m >200	9	10	9
Tin	ppm	ASTM D5185m >25	0	0	0
Vanadium	ppm	ASTM D5185m	0	<1	0
Cadmium	ppm	ASTM D5185m	0	<1	0

ADDITIVES

	method	limit/base	current	history1	history2
Boron	ppm	ASTM D5185m	0	0	0
Barium	ppm	ASTM D5185m	0	0	0
Molybdenum	ppm	ASTM D5185m	0	0	0
Manganese	ppm	ASTM D5185m	0	<1	<1
Magnesium	ppm	ASTM D5185m 90	<1	0	1
Calcium	ppm	ASTM D5185m	0	0	<1
Phosphorus	ppm	ASTM D5185m	18	35	21
Zinc	ppm	ASTM D5185m	8	0	10
Sulfur	ppm	ASTM D5185m	18555	20103	22042

CONTAMINANTS

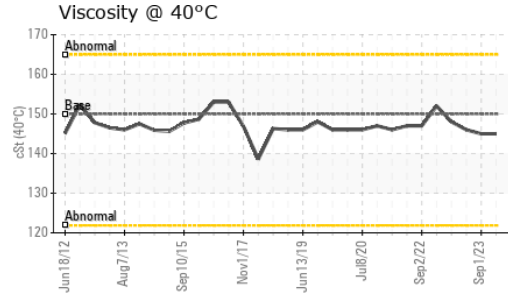
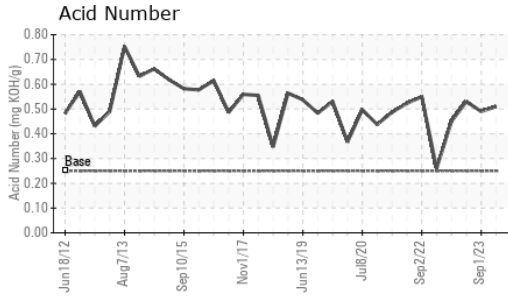
	method	limit/base	current	history1	history2
Silicon	ppm	ASTM D5185m >50	23	26	25
Sodium	ppm	ASTM D5185m	<1	0	0
Potassium	ppm	ASTM D5185m >20	<1	2	0

FLUID DEGRADATION

	method	limit/base	current	history1	history2
Acid Number (AN)	mg KOH/g	ASTM D8045 0.25	0.51	0.49	0.53




OIL ANALYSIS REPORT



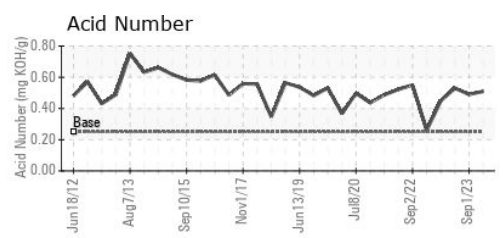
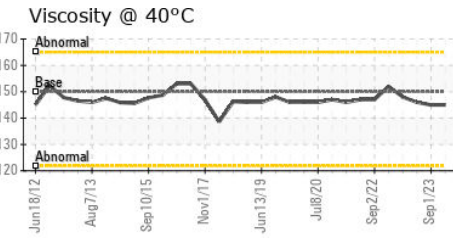
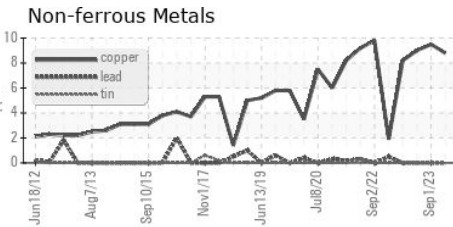
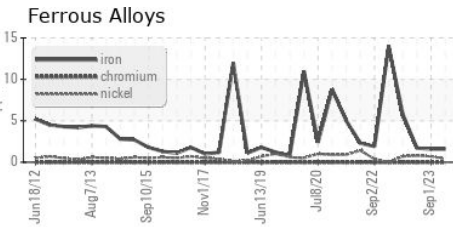
VISUAL	method	limit/base	current	history1	history2
White Metal	scalar	*Visual	NONE	NONE	NONE
Yellow Metal	scalar	*Visual	NONE	NONE	NONE
Precipitate	scalar	*Visual	NONE	NONE	NONE
Silt	scalar	*Visual	NONE	NONE	NONE
Debris	scalar	*Visual	NONE	NONE	LIGHT
Sand/Dirt	scalar	*Visual	NONE	NONE	NONE
Appearance	scalar	*Visual	NORML	NORML	NORML
Odor	scalar	*Visual	NORML	NORML	NORML
Emulsified Water	scalar	*Visual	>0.2	NEG	NEG
Free Water	scalar	*Visual		NEG	NEG

FLUID PROPERTIES	method	limit/base	current	history1	history2	
Visc @ 40°C	cSt	ASTM D445	150	145	145	146

SAMPLE IMAGES	method	limit/base	current	history1	history2
---------------	--------	------------	---------	----------	----------



GRAPHS



Laboratory : WearCheck USA - 501 Madison Ave., Cary, NC 27513
Sample No. : WC0844025 **Received** : 17 Jan 2024
Lab Number : **06063725** **Diagnosed** : 19 Jan 2024
Unique Number : 10835107 **Diagnostician** : Doug Bogart
Test Package : IND 2

SI GROUP INC - ALBEMARLE
 725 CANNON BRIDGE RD
 ORANGEBURG, SC
 US 29115
 Contact: ERIC PROVEAUX
 eric.proveaux@contractors.sigroup.com
 T: (803)539-5228
 F: (803)539-5426

To discuss this sample report, contact Customer Service at 1-800-237-1369.
 * - Denotes test methods that are outside of the ISO 17025 scope of accreditation.
 Statements of conformity to specifications are based on the simple acceptance decision rule (JCGM 106:2012)