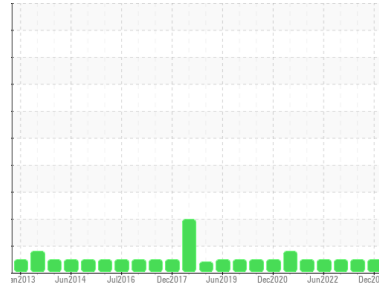




OIL ANALYSIS REPORT

Sample Rating Trend



NORMAL



Area
[604063047 SDR]
 Machine Id
2 SLATE CONV PRI (S/N 20058864)
 Component
Gearbox
 Fluid
GEAR OIL ISO 460 (--- GAL)

DIAGNOSIS

Recommendation

Resample at the next service interval to monitor.

Wear

All component wear rates are normal.

Contamination

There is no indication of any contamination in the oil.

Fluid Condition

The AN level is acceptable for this fluid. The condition of the oil is suitable for further service.

SAMPLE INFORMATION

	method	limit/base	current	history1	history2
Sample Number	Client Info		WC0854519	WC0605493	WC0562054
Sample Date	Client Info		23 Dec 2023	16 Jun 2023	11 Dec 2022
Machine Age	hrs	Client Info	0	0	0
Oil Age	hrs	Client Info	0	0	0
Oil Changed	Client Info		Changed	Not Changd	Changed
Sample Status			NORMAL	NORMAL	NORMAL

CONTAMINATION

	method	limit/base	current	history1	history2
Water	WC Method	>0.2	NEG	NEG	NEG

WEAR METALS

	method	limit/base	current	history1	history2
Iron	ppm	ASTM D5185m >200	25	34	33
Chromium	ppm	ASTM D5185m >15	0	<1	<1
Nickel	ppm	ASTM D5185m >15	0	0	2
Titanium	ppm	ASTM D5185m	0	0	0
Silver	ppm	ASTM D5185m	0	0	0
Aluminum	ppm	ASTM D5185m >25	0	2	0
Lead	ppm	ASTM D5185m >100	0	0	0
Copper	ppm	ASTM D5185m >200	1	1	0
Tin	ppm	ASTM D5185m >25	0	0	0
Vanadium	ppm	ASTM D5185m	0	0	0
Cadmium	ppm	ASTM D5185m	0	0	0

ADDITIVES

	method	limit/base	current	history1	history2
Boron	ppm	ASTM D5185m 50	2	2	4
Barium	ppm	ASTM D5185m 15	<1	2	0
Molybdenum	ppm	ASTM D5185m 15	0	0	0
Manganese	ppm	ASTM D5185m	0	<1	<1
Magnesium	ppm	ASTM D5185m 50	0	<1	<1
Calcium	ppm	ASTM D5185m 50	33	4	1
Phosphorus	ppm	ASTM D5185m 350	132	145	96
Zinc	ppm	ASTM D5185m 100	0	3	<1
Sulfur	ppm	ASTM D5185m 12500	1871	2117	1578

CONTAMINANTS

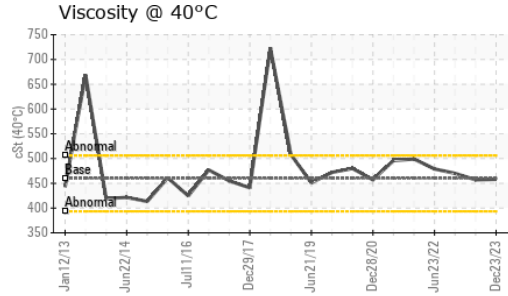
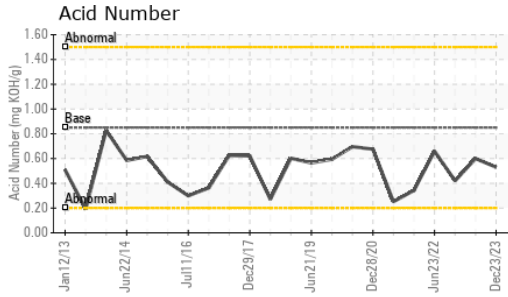
	method	limit/base	current	history1	history2
Silicon	ppm	ASTM D5185m >50	1	2	1
Sodium	ppm	ASTM D5185m	<1	0	2
Potassium	ppm	ASTM D5185m >20	2	2	1

FLUID DEGRADATION

	method	limit/base	current	history1	history2
Acid Number (AN)	mg KOH/g	ASTM D8045 0.85	0.53	0.60	0.42




OIL ANALYSIS REPORT



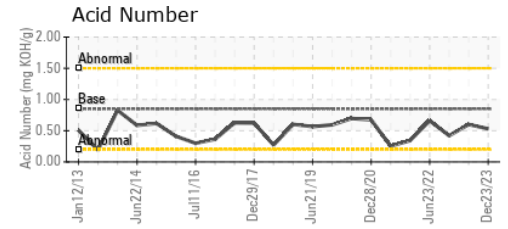
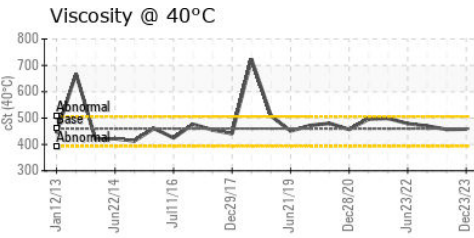
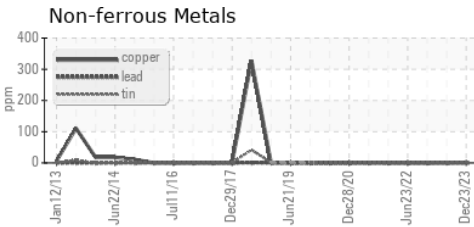
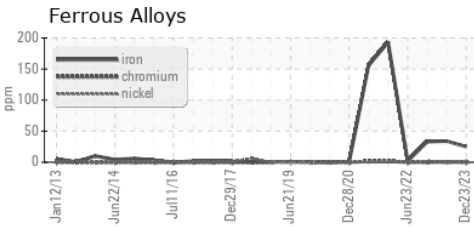
VISUAL	method	limit/base	current	history1	history2
White Metal	scalar	*Visual	NONE	NONE	NONE
Yellow Metal	scalar	*Visual	NONE	NONE	NONE
Precipitate	scalar	*Visual	NONE	NONE	NONE
Silt	scalar	*Visual	NONE	NONE	LIGHT
Debris	scalar	*Visual	NONE	LIGHT	NONE
Sand/Dirt	scalar	*Visual	NONE	NONE	NONE
Appearance	scalar	*Visual	NORML	NORML	NORML
Odor	scalar	*Visual	NORML	NORML	NORML
Emulsified Water	scalar	*Visual	>0.2	NEG	NEG
Free Water	scalar	*Visual		NEG	NEG

FLUID PROPERTIES	method	limit/base	current	history1	history2
Visc @ 40°C	cSt	ASTM D445 460	458	457	470

SAMPLE IMAGES	method	limit/base	current	history1	history2
---------------	--------	------------	---------	----------	----------



GRAPHS



Laboratory : WearCheck USA - 501 Madison Ave., Cary, NC 27513
Sample No. : WC0854519 **Recieved** : 18 Jan 2024
Lab Number : **06064440** **Diagnosed** : 21 Jan 2024
Unique Number : 10835822 **Diagnostician** : Don Baldrige
Test Package : IND 2

MARS CHOCOLATE
 2019 NORTH OAK PARK
 CHICAGO, IL
 US 60707
 Contact: TONY FIORE
 tony.fiore@effem.com
 T: (773)745-2279
 F:

To discuss this sample report, contact Customer Service at 1-800-237-1369.
 * - Denotes test methods that are outside of the ISO 17025 scope of accreditation.
 Statements of conformity to specifications are based on the simple acceptance decision rule (JCGM 106:2012)