





OIL ANALYSIS REPORT


▲ Particle Trend




▲ Particle Trend



Acid Number



Viscosity @ 40°C



VISUAL	method	limit/base	current	history1	history2	
White Metal	scalar	*Visual	NONE	NONE	---	---
Yellow Metal	scalar	*Visual	NONE	NONE	---	---
Precipitate	scalar	*Visual	NONE	NONE	---	---
Silt	scalar	*Visual	NONE	NONE	---	---
Debris	scalar	*Visual	NONE	NONE	---	---
Sand/Dirt	scalar	*Visual	NONE	NONE	---	---
Appearance	scalar	*Visual	NORML	NORML	---	---
Odor	scalar	*Visual	NORML	NORML	---	---
Emulsified Water	scalar	*Visual	>0.1	NEG	---	---
Free Water	scalar	*Visual		NEG	---	---

FLUID PROPERTIES	method	limit/base	current	history1	history2
Visc @ 40°C	cSt	ASTM D445	25.5	---	---

SAMPLE IMAGES	method	limit/base	current	history1	history2
---------------	--------	------------	---------	----------	----------

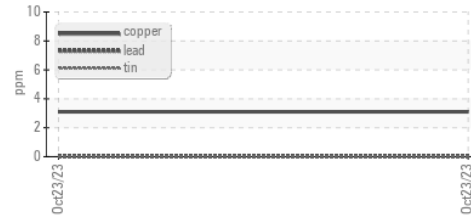
Color				no image	no image
Bottom				no image	no image

GRAPHS


Ferrous Alloys



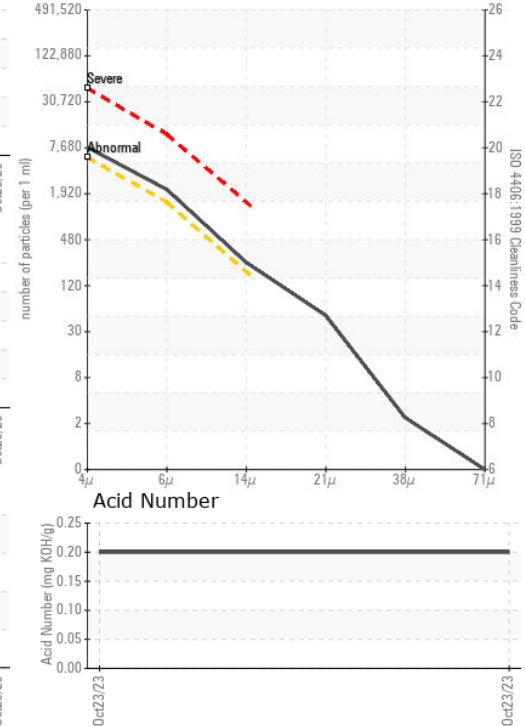
Non-ferrous Metals



Viscosity @ 40°C



▲ Particle Count



Certificate L2367

Laboratory : WearCheck USA - 501 Madison Ave., Cary, NC 27513
Sample No. : WC0813955 **Received** : 19 Jan 2024
Lab Number : 06065554 **Diagnosed** : 23 Jan 2024
Unique Number : 10836936 **Diagnostician** : Don Baldrige
Test Package : CONST

PALFINGER - BRANCH 410
 632 CEDAR SWAMP RD
 JACKSON, NJ
 US 08527
 Contact: DON DRESS
 d.dress@palfinger.com

To discuss this sample report, contact Customer Service at 1-800-237-1369.

* - Denotes test methods that are outside of the ISO 17025 scope of accreditation.

Statements of conformity to specifications are based on the simple acceptance decision rule (JCGM 106:2012)

T:
F: