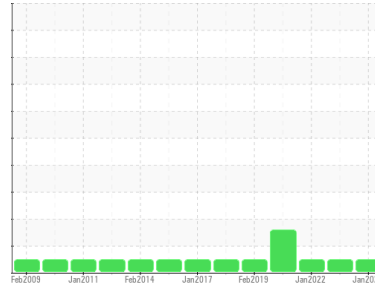




OIL ANALYSIS REPORT

Sample Rating Trend



NORMAL



Machine Id
DAIKIN ST MARYS HOSPITAL 3 (S/N STN0150500175)

Component
Refrigeration Compressor
Fluid
{not provided} (8 GAL)

DIAGNOSIS

Recommendation

Resample at the next service interval to monitor.

Wear

All component wear rates are normal.

Contamination

There is no indication of any contamination in the oil.

Fluid Condition

The AN level is acceptable for this fluid. The condition of the oil is suitable for further service.

SAMPLE INFORMATION

	method	limit/base	current	history1	history2
Sample Number	Client Info		WC0812172	WC0430672	WC0487298
Sample Date	Client Info		15 Jan 2024	26 Jan 2023	20 Jan 2022
Machine Age	hrs	Client Info	0	14740	7340
Oil Age	hrs	Client Info	0	14740	0
Oil Changed	Client Info		N/A	Not Changd	N/A
Sample Status			NORMAL	NORMAL	NORMAL

WEAR METALS

	method	limit/base	current	history1	history2
Iron	ppm	ASTM D5185m >100	2	2	3
Chromium	ppm	ASTM D5185m >2	0	0	0
Nickel	ppm	ASTM D5185m	0	0	0
Titanium	ppm	ASTM D5185m	0	0	0
Silver	ppm	ASTM D5185m >2	0	0	0
Aluminum	ppm	ASTM D5185m >50	2	<1	2
Lead	ppm	ASTM D5185m >2	<1	2	2
Copper	ppm	ASTM D5185m >100	3	7	13
Tin	ppm	ASTM D5185m >4	1	<1	1
Antimony	ppm	ASTM D5185m	---	---	0
Vanadium	ppm	ASTM D5185m	<1	0	0
Cadmium	ppm	ASTM D5185m	0	0	0

ADDITIVES

	method	limit/base	current	history1	history2
Boron	ppm	ASTM D5185m	0	0	<1
Barium	ppm	ASTM D5185m	0	1	0
Molybdenum	ppm	ASTM D5185m	0	0	0
Manganese	ppm	ASTM D5185m	<1	<1	<1
Magnesium	ppm	ASTM D5185m	0	<1	0
Calcium	ppm	ASTM D5185m	0	<1	0
Phosphorus	ppm	ASTM D5185m	3	8	5
Zinc	ppm	ASTM D5185m	22	24	24
Sulfur	ppm	ASTM D5185m	127	121	114

CONTAMINANTS

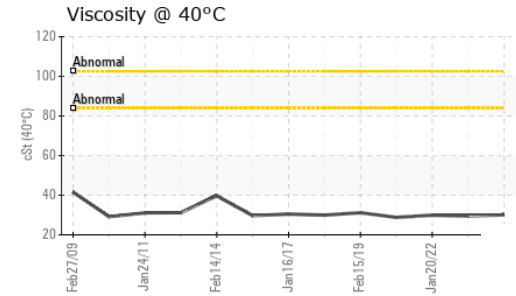
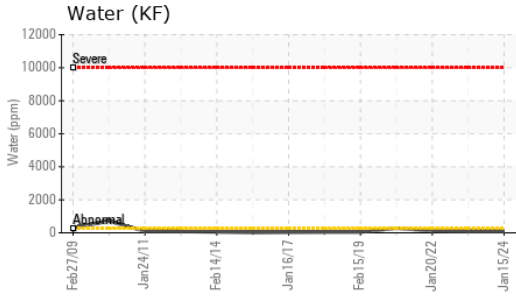
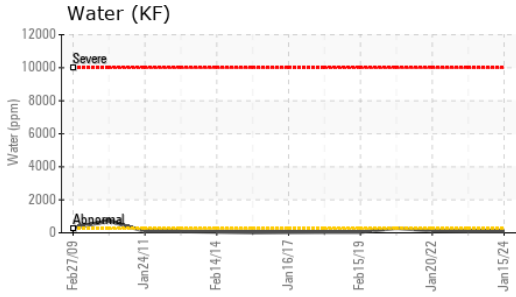
	method	limit/base	current	history1	history2
Silicon	ppm	ASTM D5185m >50	28	28	30
Sodium	ppm	ASTM D5185m	<1	0	<1
Potassium	ppm	ASTM D5185m >20	1	3	<1
Water	%	ASTM D6304 >0.02	0.008	0.008	0.011
ppm Water	ppm	ASTM D6304 >250	87	82.6	114.4

FLUID DEGRADATION

	method	limit/base	current	history1	history2
Acid Number (AN)	mg KOH/g	ASTM D974	0.054	0.046	0.041




OIL ANALYSIS REPORT



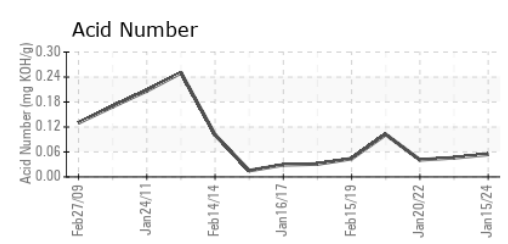
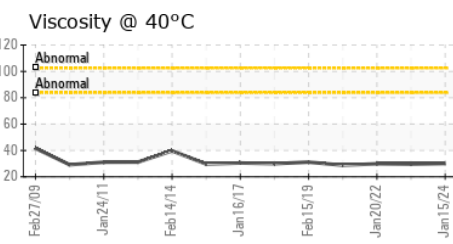
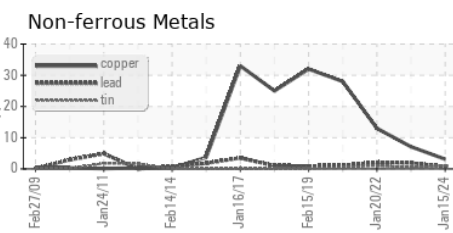
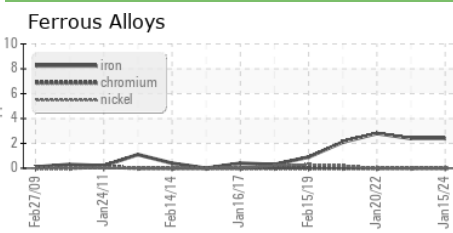
VISUAL	method	limit/base	current	history1	history2
White Metal	scalar	*Visual	NONE	NONE	NONE
Yellow Metal	scalar	*Visual	NONE	NONE	NONE
Precipitate	scalar	*Visual	NONE	NONE	NONE
Silt	scalar	*Visual	NONE	NONE	NONE
Debris	scalar	*Visual	NONE	NONE	NONE
Sand/Dirt	scalar	*Visual	NONE	NONE	NONE
Appearance	scalar	*Visual	NORML	NORML	NORML
Odor	scalar	*Visual	NORML	NORML	NORML
Emulsified Water	scalar	*Visual	>0.02	NEG	NEG
Free Water	scalar	*Visual		NEG	NEG

FLUID PROPERTIES	method	limit/base	current	history1	history2
Visc @ 40°C	cSt	ASTM D445	30.1	29.5	29.9

SAMPLE IMAGES	method	limit/base	current	history1	history2
---------------	--------	------------	---------	----------	----------



GRAPHS



Laboratory : WearCheck USA - 501 Madison Ave., Cary, NC 27513
Sample No. : WC0812172 **Received** : 19 Jan 2024
Lab Number : 06065703 **Diagnosed** : 23 Jan 2024
Unique Number : 10837085 **Diagnostician** : Angela Borella
Test Package : IND 2

DAIKIN APPLIED-RICHMOND
 3524 MAYLAND CT
 RICHMOND, VA
 US 23233
 Contact: GANIS HEISLER
 ganis.heisler@daikin.com
 T: (804)747-4822
 F: (804)747-6686

To discuss this sample report, contact Customer Service at 1-800-237-1369.
 * - Denotes test methods that are outside of the ISO 17025 scope of accreditation.
 Statements of conformity to specifications are based on the simple acceptance decision rule (JCGM 106:2012)