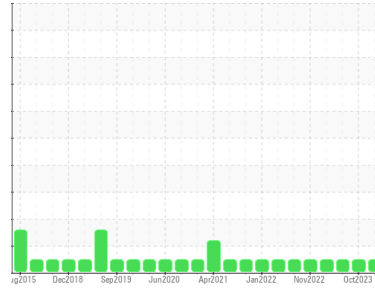




OIL ANALYSIS REPORT

Sample Rating Trend



NORMAL



Area
SULLUBE 32 [58753]
 Machine Id
SULLAIR 200801100050 WEST UNIT - US STEEL COIL AREA
 Component
Compressor

DIAGNOSIS

Recommendation

Resample at the next service interval to monitor.

Wear

All component wear rates are normal.

Contamination

There is no indication of any contamination in the component.

Fluid Condition

The AN level is acceptable for this fluid. The condition of the oil is suitable for further service.

SAMPLE INFORMATION

| | method | limit/base | current | history1 | history2 |
|---------------|-------------|-------------|--------------------|-------------|-------------|
| Sample Number | Client Info | | UCH06065740 | UCH06021669 | UCH05842230 |
| Sample Date | Client Info | | 15 Jan 2024 | 31 Oct 2023 | 25 Apr 2023 |
| Machine Age | hrs | Client Info | 58269 | 57598 | 55424 |
| Oil Age | hrs | Client Info | 2846 | 2175 | 8120 |
| Oil Changed | Client Info | | Not Changed | Not Changd | Changed |
| Sample Status | | | NORMAL | NORMAL | NORMAL |

CONTAMINATION

| | method | limit/base | current | history1 | history2 |
|-------|-----------|------------|------------|----------|----------|
| Water | WC Method | >0.1 | NEG | NEG | NEG |

WEAR METALS

| | method | limit/base | current | history1 | history2 |
|----------|--------|-----------------|--------------|----------|----------|
| Iron | ppm | ASTM D5185m >50 | <1 | 0 | 5 |
| Chromium | ppm | ASTM D5185m >10 | 0 | 0 | <1 |
| Nickel | ppm | ASTM D5185m | 0 | 0 | 0 |
| Titanium | ppm | ASTM D5185m | 0 | 0 | <1 |
| Silver | ppm | ASTM D5185m | 0 | 0 | <1 |
| Aluminum | ppm | ASTM D5185m >25 | 0 | <1 | 0 |
| Lead | ppm | ASTM D5185m >25 | 0 | 0 | 0 |
| Copper | ppm | ASTM D5185m >50 | 1 | <1 | 4 |
| Tin | ppm | ASTM D5185m >15 | <1 | 1 | <1 |
| Vanadium | ppm | ASTM D5185m | <1 | 0 | <1 |
| Cadmium | ppm | ASTM D5185m | 0 | 0 | 0 |

ADDITIVES

| | method | limit/base | current | history1 | history2 |
|------------|--------|-----------------|--------------|----------|----------|
| Boron | ppm | ASTM D5185m | 0 | 0 | 0 |
| Barium | ppm | ASTM D5185m 745 | 455 | 481 | 292 |
| Molybdenum | ppm | ASTM D5185m | 0 | 0 | <1 |
| Manganese | ppm | ASTM D5185m | <1 | <1 | <1 |
| Magnesium | ppm | ASTM D5185m | <1 | 3 | 4 |
| Calcium | ppm | ASTM D5185m 1 | 7 | 7 | 11 |
| Phosphorus | ppm | ASTM D5185m 3 | 9 | 1 | 10 |
| Zinc | ppm | ASTM D5185m | 107 | 80 | 135 |
| Sulfur | ppm | ASTM D5185m | 358 | 354 | 193 |

CONTAMINANTS

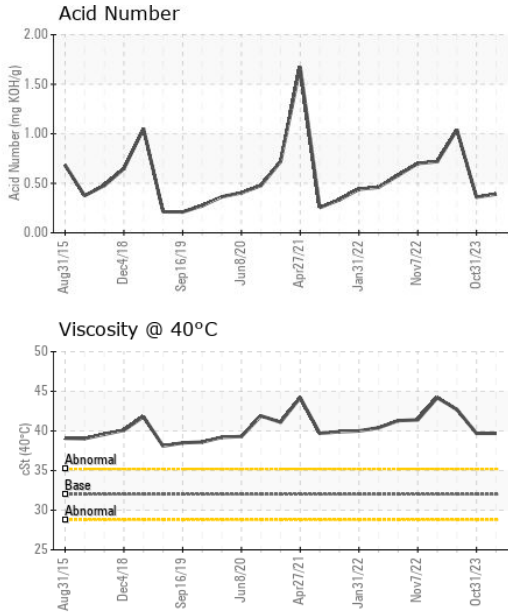
| | method | limit/base | current | history1 | history2 |
|-----------|--------|-----------------|-----------|----------|----------|
| Silicon | ppm | ASTM D5185m >25 | 1 | 1 | 2 |
| Sodium | ppm | ASTM D5185m | 84 | 75 | 102 |
| Potassium | ppm | ASTM D5185m >20 | 6 | 6 | 12 |

FLUID DEGRADATION

| | method | limit/base | current | history1 | history2 |
|------------------|----------|------------|-------------|----------|----------|
| Acid Number (AN) | mg KOH/g | ASTM D8045 | 0.39 | 0.36 | 1.04 |




OIL ANALYSIS REPORT



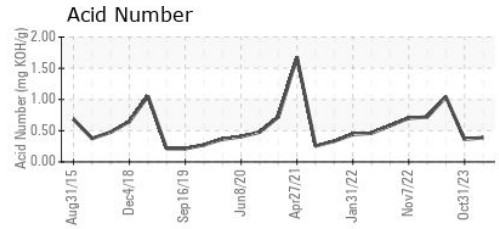
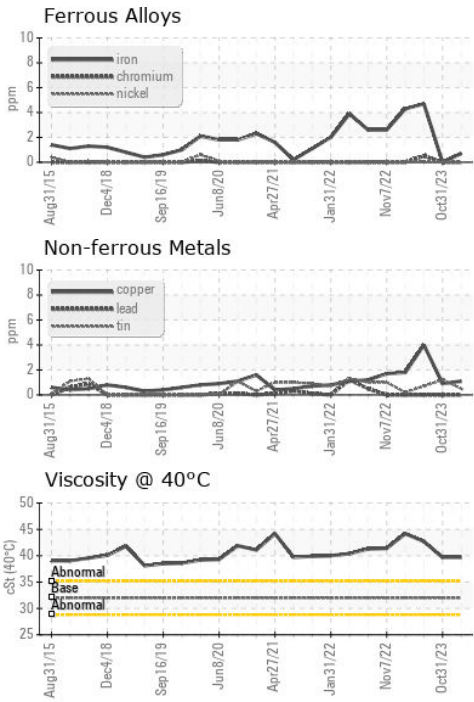
| VISUAL | method | limit/base | current | history1 | history2 |
|------------------|--------|------------|---------|----------|----------|
| White Metal | scalar | *Visual | NONE | NONE | NONE |
| Yellow Metal | scalar | *Visual | NONE | NONE | NONE |
| Precipitate | scalar | *Visual | NONE | NONE | NONE |
| Silt | scalar | *Visual | NONE | NONE | NONE |
| Debris | scalar | *Visual | NONE | NONE | LIGHT |
| Sand/Dirt | scalar | *Visual | NONE | NONE | NONE |
| Appearance | scalar | *Visual | NORML | NORML | NORML |
| Odor | scalar | *Visual | NORML | NORML | NORML |
| Emulsified Water | scalar | *Visual | >0.1 | NEG | NEG |
| Free Water | scalar | *Visual | | NEG | NEG |

| FLUID PROPERTIES | method | limit/base | current | history1 | history2 | |
|------------------|--------|------------|---------|-------------|----------|------|
| Visc @ 40°C | cSt | ASTM D445 | 32.0 | 39.7 | 39.7 | 42.7 |

| SAMPLE IMAGES | method | limit/base | current | history1 | history2 |
|---------------|--------|------------|---------|----------|----------|
|---------------|--------|------------|---------|----------|----------|



GRAPHS



Laboratory : WearCheck USA - 501 Madison Ave., Cary, NC 27513
Sample No. : UCH06065740 **Recieved** : 19 Jan 2024
Lab Number : **06065740** **Diagnosed** : 22 Jan 2024
Unique Number : 10837122 **Diagnostician** : Angela Borella
Test Package : IND 2

JOHN HENRY FOSTER COMPANY
 4700 LEBOURGET STREET
 SAINT LOUIS, MO
 US 63134
 Contact: RACHEL VON HATTEN
 rvonhatten@jhfc.com
 T: (314)593-1267
 F: (314)874-0965

To discuss this sample report, contact Customer Service at 1-800-237-1369.
 * - Denotes test methods that are outside of the ISO 17025 scope of accreditation.
 Statements of conformity to specifications are based on the simple acceptance decision rule (JCGM 106:2012)