



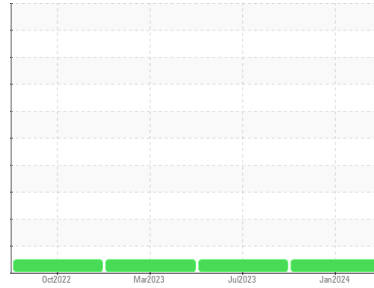
OIL ANALYSIS REPORT

Sample Rating Trend

NORMAL



Area
COLORADO/443/{UNASSIGNED}
 Machine Id
35.106L [COLORADO^443^UNASSIGNED]
 Component
Rear Left Final Drive
 Fluid
MOBIL MOBILTRANS HD 50 (--- GAL)



DIAGNOSIS

Recommendation

Resample at the next service interval to monitor.

Wear

All component wear rates are normal.

Contamination

There is no indication of any contamination in the oil.

Fluid Condition

The condition of the oil is acceptable for the time in service.

SAMPLE INFORMATION

	method	limit/base	current	history1	history2
Sample Number	Client Info		WC0883999	WC0823187	WC0799151
Sample Date	Client Info		18 Jan 2024	19 Jul 2023	28 Mar 2023
Machine Age	hrs	Client Info	2833	2256	1797
Oil Age	hrs	Client Info	2833	2256	1797
Oil Changed	Client Info		Not Chngd	Not Chngd	Not Chngd
Sample Status			NORMAL	NORMAL	NORMAL

CONTAMINATION

	method	limit/base	current	history1	history2
Water	WC Method	>0.2	NEG	NEG	NEG

WEAR METALS

	method	limit/base	current	history1	history2	
Iron	ppm	ASTM D5185m	>800	46	23	149
Chromium	ppm	ASTM D5185m	>10	2	<1	4
Nickel	ppm	ASTM D5185m	>5	0	0	0
Titanium	ppm	ASTM D5185m	>15	<1	<1	<1
Silver	ppm	ASTM D5185m	>2	0	0	0
Aluminum	ppm	ASTM D5185m	>75	3	3	6
Lead	ppm	ASTM D5185m	>10	0	0	<1
Copper	ppm	ASTM D5185m	>75	<1	<1	0
Tin	ppm	ASTM D5185m	>8	<1	0	<1
Vanadium	ppm	ASTM D5185m		<1	0	0
Cadmium	ppm	ASTM D5185m		0	0	0

ADDITIVES

	method	limit/base	current	history1	history2	
Boron	ppm	ASTM D5185m		0	2	3
Barium	ppm	ASTM D5185m		0	0	0
Molybdenum	ppm	ASTM D5185m		2	<1	<1
Manganese	ppm	ASTM D5185m		<1	<1	3
Magnesium	ppm	ASTM D5185m		13	14	21
Calcium	ppm	ASTM D5185m		3571	3905	3590
Phosphorus	ppm	ASTM D5185m		883	971	1178
Zinc	ppm	ASTM D5185m		1141	1192	1462
Sulfur	ppm	ASTM D5185m		9435	11147	8168

CONTAMINANTS

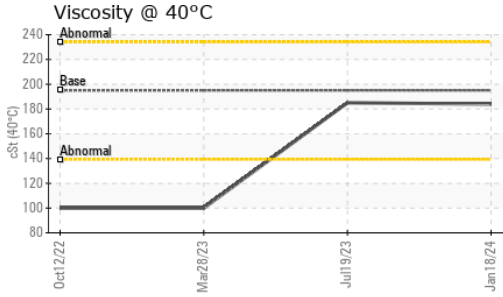
	method	limit/base	current	history1	history2	
Silicon	ppm	ASTM D5185m	>400	43	36	29
Sodium	ppm	ASTM D5185m		0	2	4
Potassium	ppm	ASTM D5185m	>20	4	0	2

VISUAL

	method	limit/base	current	history1	history2	
White Metal	scalar	*Visual	NONE	NONE	NONE	LIGHT
Yellow Metal	scalar	*Visual	NONE	NONE	NONE	NONE
Precipitate	scalar	*Visual	NONE	NONE	NONE	NONE
Silt	scalar	*Visual	NONE	NONE	NONE	NONE
Debris	scalar	*Visual	NONE	NONE	NONE	NONE
Sand/Dirt	scalar	*Visual	NONE	NONE	NONE	NONE
Appearance	scalar	*Visual	NORML	NORML	NORML	NORML
Odor	scalar	*Visual	NORML	NORML	NORML	NORML
Emulsified Water	scalar	*Visual	>0.2	NEG	NEG	NEG
Free Water	scalar	*Visual		NEG	NEG	NEG



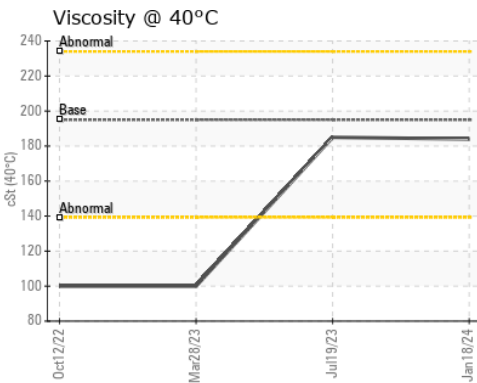
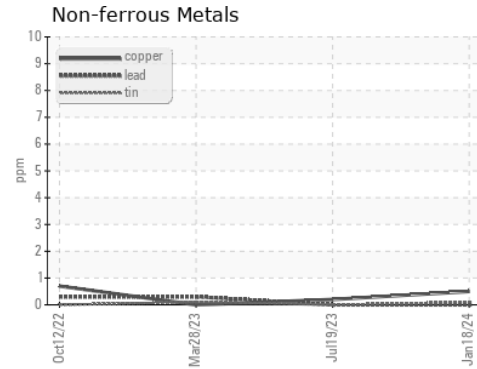
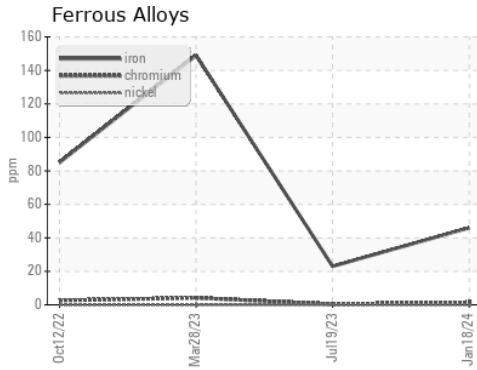
OIL ANALYSIS REPORT



FLUID PROPERTIES	method	limit/base	current	history1	history2
Visc @ 40°C	cSt	ASTM D445 195	184	185	100

SAMPLE IMAGES	method	limit/base	current	history1	history2
Color			no image	no image	no image
Bottom			no image	no image	no image

GRAPHS



Certificate L2367

Laboratory : WearCheck USA - 501 Madison Ave., Cary, NC 27513
Sample No. : WC0883999 **Recieved** : 30 Jan 2024
Lab Number : 06074181 **Diagnosed** : 31 Jan 2024
Unique Number : 10856272 **Diagnostician** : Wes Davis
Test Package : CONST

SHERWOOD CONSTRUCTION CO INC
 3219 WEST MAY ST
 WICHITA, KS
 US 67213
 Contact: BILL ORCUTT
 william.orcutt@wildcat.net
 T: (719)499-6303
 F: x:

To discuss this sample report, contact Customer Service at 1-800-237-1369.

* - Denotes test methods that are outside of the ISO 17025 scope of accreditation.

Statements of conformity to specifications are based on the simple acceptance decision rule (JCGM 106:2012)