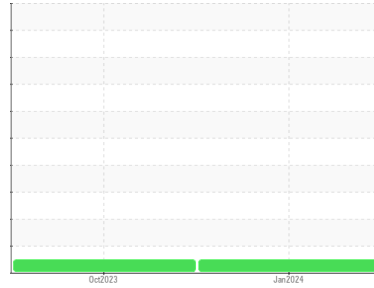




OIL ANALYSIS REPORT

Sample Rating Trend

NORMAL



Area
ULTRA COOLANT
 Machine Id
INGERSOLL RAND CBV433741 - DAVE SINCLAIR LINCOLN
 Component
Compressor

DIAGNOSIS

Recommendation

Resample at the next service interval to monitor.

Wear

All component wear rates are normal.

Contamination

There is no indication of any contamination in the oil.

Fluid Condition

The AN level is acceptable for this fluid. The condition of the oil is suitable for further service.

SAMPLE INFORMATION

	method	limit/base	current	history1	history2
Sample Number	Client Info		UCH06074866	UCH05978375	---
Sample Date	Client Info		22 Jan 2024	04 Oct 2023	---
Machine Age	hrs	Client Info	24697	23579	---
Oil Age	hrs	Client Info	6134	5016	---
Oil Changed	Client Info		Not Changed	Not Changed	---
Sample Status			NORMAL	NORMAL	---

CONTAMINATION

	method	limit/base	current	history1	history2
Water	WC Method	>0.1	NEG	NEG	---

WEAR METALS

	method	limit/base	current	history1	history2
Iron	ppm	ASTM D5185m >50	0	0	---
Chromium	ppm	ASTM D5185m >10	0	0	---
Nickel	ppm	ASTM D5185m	<1	0	---
Titanium	ppm	ASTM D5185m	0	<1	---
Silver	ppm	ASTM D5185m	0	0	---
Aluminum	ppm	ASTM D5185m >25	<1	0	---
Lead	ppm	ASTM D5185m >25	0	0	---
Copper	ppm	ASTM D5185m >50	0	<1	---
Tin	ppm	ASTM D5185m >15	<1	<1	---
Vanadium	ppm	ASTM D5185m	0	0	---
Cadmium	ppm	ASTM D5185m	0	0	---

ADDITIVES

	method	limit/base	current	history1	history2
Boron	ppm	ASTM D5185m 0	0	0	---
Barium	ppm	ASTM D5185m 500	395	394	---
Molybdenum	ppm	ASTM D5185m 0	0	0	---
Manganese	ppm	ASTM D5185m	<1	0	---
Magnesium	ppm	ASTM D5185m 0	2	4	---
Calcium	ppm	ASTM D5185m 0	16	15	---
Phosphorus	ppm	ASTM D5185m 20	0	2	---
Zinc	ppm	ASTM D5185m 0	29	31	---
Sulfur	ppm	ASTM D5185m 200	431	406	---

CONTAMINANTS

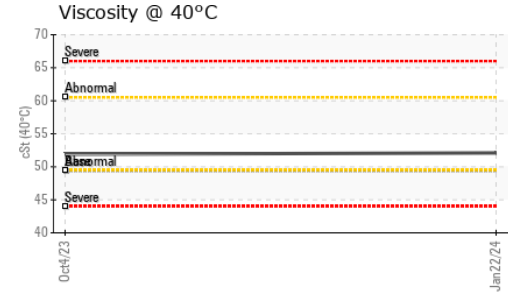
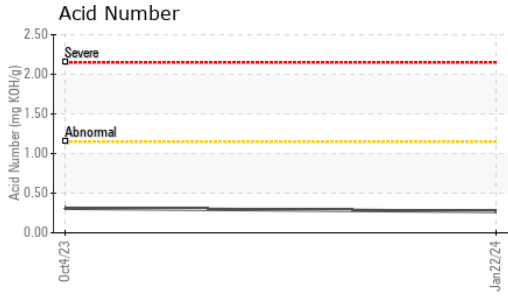
	method	limit/base	current	history1	history2
Silicon	ppm	ASTM D5185m >25	3	2	---
Sodium	ppm	ASTM D5185m	97	85	---
Potassium	ppm	ASTM D5185m >20	3	2	---

FLUID DEGRADATION

	method	limit/base	current	history1	history2
Acid Number (AN)	mg KOH/g	ASTM D8045	0.27	0.31	---




OIL ANALYSIS REPORT



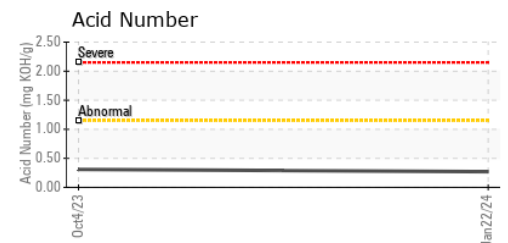
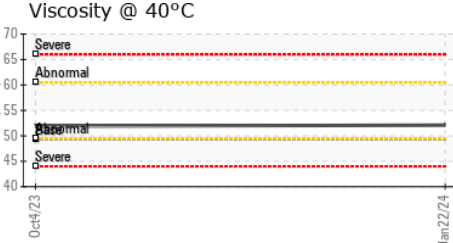

VISUAL	method	limit/base	current	history1	history2	
White Metal	scalar	*Visual	NONE	NONE	LIGHT	---
Yellow Metal	scalar	*Visual	NONE	NONE	NONE	---
Precipitate	scalar	*Visual	NONE	NONE	NONE	---
Silt	scalar	*Visual	NONE	NONE	NONE	---
Debris	scalar	*Visual	NONE	NONE	NONE	---
Sand/Dirt	scalar	*Visual	NONE	NONE	NONE	---
Appearance	scalar	*Visual	NORML	NORML	NORML	---
Odor	scalar	*Visual	NORML	NORML	NORML	---
Emulsified Water	scalar	*Visual	>0.1	NEG	NEG	---
Free Water	scalar	*Visual		NEG	NEG	---

FLUID PROPERTIES	method	limit/base	current	history1	history2	
Visc @ 40°C	cSt	ASTM D445	49.4	52.1	51.9	---

SAMPLE IMAGES	method	limit/base	current	history1	history2
---------------	--------	------------	---------	----------	----------



GRAPHS



Laboratory : WearCheck USA - 501 Madison Ave., Cary, NC 27513
Sample No. : UCH06074866 **Recieved** : 30 Jan 2024
Lab Number : **06074866** **Diagnosed** : 01 Feb 2024
Unique Number : 10856957 **Diagnostician** : Don Baldrige
Test Package : IND 2

JOHN HENRY FOSTER COMPANY
 4700 LEBOURGET STREET
 SAINT LOUIS, MO
 US 63134
 Contact: RACHEL VON HATTEN
 rvonhatten@jhf.com
 T: (314)593-1267
 F: (314)874-0965

To discuss this sample report, contact Customer Service at 1-800-237-1369.
 * - Denotes test methods that are outside of the ISO 17025 scope of accreditation.
 Statements of conformity to specifications are based on the simple acceptance decision rule (JCGM 106:2012)