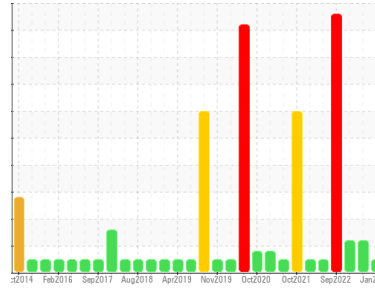




OIL ANALYSIS REPORT

Sample Rating Trend



NORMAL



Area
DIAMOND BLUE 8K
 Machine Id
SULLAIR 200803070107 - BUZZI
 Component
Compressor

DIAGNOSIS

Recommendation

Resample at the next service interval to monitor. (Customer Sample Comment: Fluid is Diamond Blue 8k)

Wear

All component wear rates are normal.

Contamination

There is no indication of any contamination in the oil.

Fluid Condition

The AN level is acceptable for this fluid. The condition of the oil is suitable for further service.

SAMPLE INFORMATION

	method	limit/base	current	history1	history2
Sample Number	Client Info		UCH0000528	UCH05917688	UCH05842229
Sample Date	Client Info		15 Jan 2024	24 Jul 2023	01 May 2023
Machine Age	hrs	Client Info	97327	94611	92601
Oil Age	hrs	Client Info	2203	5643	3633
Oil Changed	Client Info		Oil Added	Not Changd	Not Changd
Sample Status			NORMAL	ATTENTION	ATTENTION

CONTAMINATION

	method	limit/base	current	history1	history2
Water	WC Method	>0.8	NEG	NEG	NEG

WEAR METALS

	method	limit/base	current	history1	history2
Iron	ppm	ASTM D5185m >50	0	0	<1
Chromium	ppm	ASTM D5185m >10	0	0	<1
Nickel	ppm	ASTM D5185m	<1	0	0
Titanium	ppm	ASTM D5185m	0	<1	<1
Silver	ppm	ASTM D5185m	0	0	<1
Aluminum	ppm	ASTM D5185m >25	<1	0	0
Lead	ppm	ASTM D5185m >25	0	0	0
Copper	ppm	ASTM D5185m >50	6	19	18
Tin	ppm	ASTM D5185m >15	<1	0	0
Vanadium	ppm	ASTM D5185m	0	<1	<1
Cadmium	ppm	ASTM D5185m	0	0	0

ADDITIVES

	method	limit/base	current	history1	history2
Boron	ppm	ASTM D5185m 2	0	0	0
Barium	ppm	ASTM D5185m 525	170	6	11
Molybdenum	ppm	ASTM D5185m 10	0	0	0
Manganese	ppm	ASTM D5185m	<1	0	<1
Magnesium	ppm	ASTM D5185m 5	<1	0	3
Calcium	ppm	ASTM D5185m 10	4	<1	<1
Phosphorus	ppm	ASTM D5185m 250	6	58	95
Zinc	ppm	ASTM D5185m 100	0	0	5
Sulfur	ppm	ASTM D5185m 400	92	156	44

CONTAMINANTS

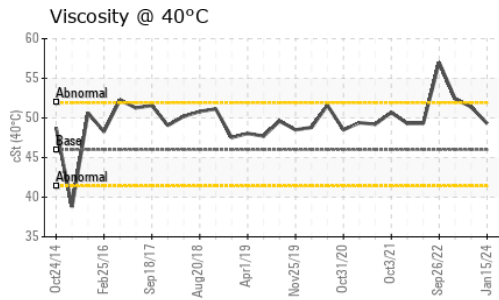
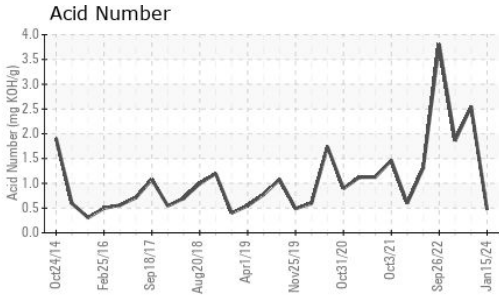
	method	limit/base	current	history1	history2
Silicon	ppm	ASTM D5185m >25	<1	0	<1
Sodium	ppm	ASTM D5185m	67	53	39
Potassium	ppm	ASTM D5185m >20	1	0	3

FLUID DEGRADATION

	method	limit/base	current	history1	history2
Acid Number (AN)	mg KOH/g	ASTM D8045	0.47	▲ 2.55	▲ 1.86




OIL ANALYSIS REPORT



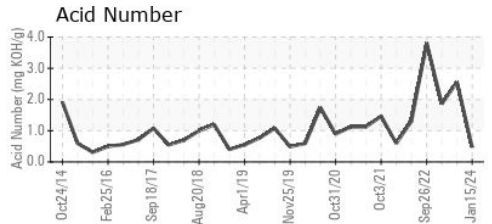
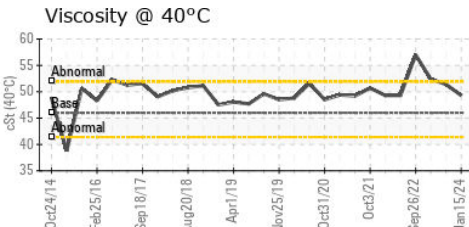
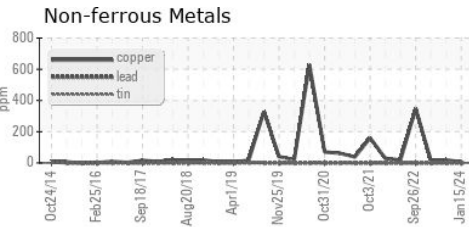
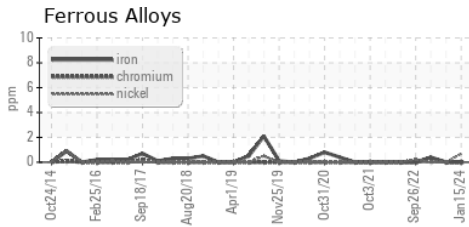
VISUAL	method	limit/base	current	history1	history2
White Metal	scalar	*Visual	NONE	NONE	NONE
Yellow Metal	scalar	*Visual	NONE	NONE	NONE
Precipitate	scalar	*Visual	NONE	NONE	NONE
Silt	scalar	*Visual	NONE	NONE	NONE
Debris	scalar	*Visual	NONE	NONE	NONE
Sand/Dirt	scalar	*Visual	NONE	NONE	NONE
Appearance	scalar	*Visual	NORML	NORML	NORML
Odor	scalar	*Visual	NORML	NORML	NORML
Emulsified Water	scalar	*Visual	>0.8	NEG	NEG
Free Water	scalar	*Visual		NEG	NEG

FLUID PROPERTIES	method	limit/base	current	history1	history2	
Visc @ 40°C	cSt	ASTM D445	46	49.3	51.4	52.4

SAMPLE IMAGES	method	limit/base	current	history1	history2
---------------	--------	------------	---------	----------	----------



GRAPHS



Certificate L2367

Laboratory : WearCheck USA - 501 Madison Ave., Cary, NC 27513
Sample No. : UCH0000528 **Recieved** : 30 Jan 2024
Lab Number : **06074930** **Diagnosed** : 01 Feb 2024
Unique Number : 10857021 **Diagnostician** : Don Baldrige
Test Package : IND 2

JOHN HENRY FOSTER COMPANY
 4700 LEBOURGET STREET
 SAINT LOUIS, MO
 US 63134
 Contact: RACHEL VON HATTEN
 rvonhatten@jhfc.com
 T: (314)593-1267
 F: (314)874-0965

To discuss this sample report, contact Customer Service at 1-800-237-1369.
 * - Denotes test methods that are outside of the ISO 17025 scope of accreditation.
 Statements of conformity to specifications are based on the simple acceptance decision rule (JCGM 106:2012)