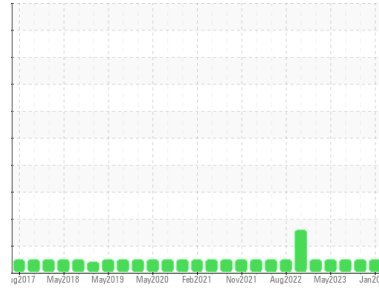




OIL ANALYSIS REPORT

Sample Rating Trend



NORMAL



Area
49
 Machine Id
[49] A49 FAN 2
 Component
Center Gearbox
 Fluid
GEAR LIFE 150 (5 GAL)

DIAGNOSIS

Recommendation

Resample at the next service interval to monitor. (Customer Sample Comment: Gear Life 150)

Wear

All component wear rates are normal.

Contamination

There is no indication of any contamination in the oil.

Fluid Condition

The AN level is acceptable for this fluid. The condition of the oil is suitable for further service.

SAMPLE INFORMATION

	method	limit/base	current	history1	history2
Sample Number	Client Info		HPL0003921	HPL0003581	HPL0003181
Sample Date	Client Info		30 Jan 2024	30 Oct 2023	18 Jul 2023
Machine Age	hrs	Client Info	0	0	0
Oil Age	hrs	Client Info	2160	540	6730
Oil Changed	Client Info		Not Changed	Changed	Not Changed
Sample Status			NORMAL	NORMAL	NORMAL

CONTAMINATION

	method	limit/base	current	history1	history2
Water	WC Method	>0.2	NEG	NEG	NEG

WEAR METALS

	method	limit/base	current	history1	history2
Iron	ppm	ASTM D5185m >200	25	45	35
Chromium	ppm	ASTM D5185m >10	<1	0	0
Nickel	ppm	ASTM D5185m >10	0	0	0
Titanium	ppm	ASTM D5185m	<1	0	0
Silver	ppm	ASTM D5185m	0	0	<1
Aluminum	ppm	ASTM D5185m >25	<1	0	1
Lead	ppm	ASTM D5185m >50	0	0	0
Copper	ppm	ASTM D5185m >200	0	0	0
Tin	ppm	ASTM D5185m >10	<1	0	<1
Vanadium	ppm	ASTM D5185m	<1	0	0
Cadmium	ppm	ASTM D5185m	0	0	0

ADDITIVES

	method	limit/base	current	history1	history2
Boron	ppm	ASTM D5185m	0	0	0
Barium	ppm	ASTM D5185m	0	0	1
Molybdenum	ppm	ASTM D5185m	0	0	0
Manganese	ppm	ASTM D5185m	<1	0	<1
Magnesium	ppm	ASTM D5185m	0	0	1
Calcium	ppm	ASTM D5185m	3	2	4
Phosphorus	ppm	ASTM D5185m	176	169	186
Zinc	ppm	ASTM D5185m	21	37	55
Sulfur	ppm	ASTM D5185m	18538	19473	25639

CONTAMINANTS

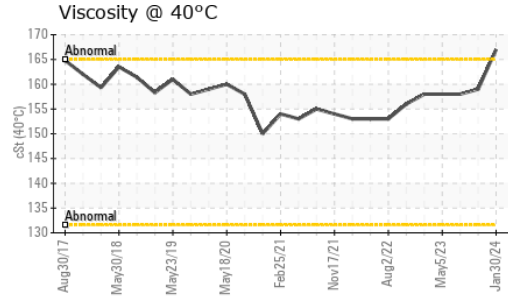
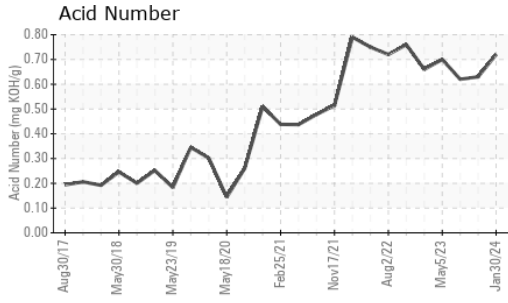
	method	limit/base	current	history1	history2
Silicon	ppm	ASTM D5185m >50	1	<1	<1
Sodium	ppm	ASTM D5185m	<1	0	<1
Potassium	ppm	ASTM D5185m >20	1	<1	<1

FLUID DEGRADATION

	method	limit/base	current	history1	history2
Acid Number (AN)	mg KOH/g	ASTM D8045	0.72	0.63	0.62



OIL ANALYSIS REPORT

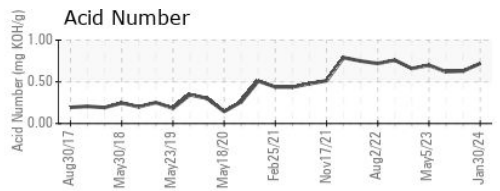
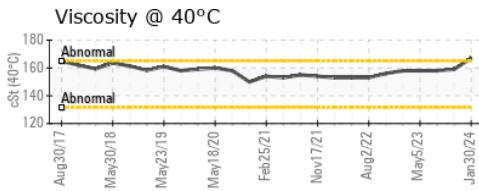
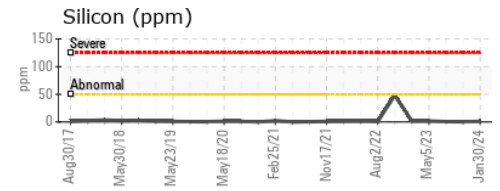
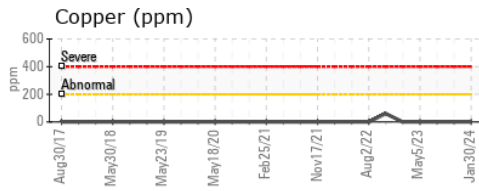
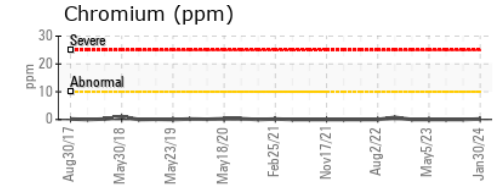
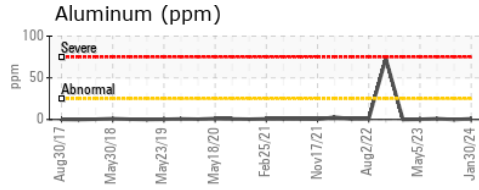
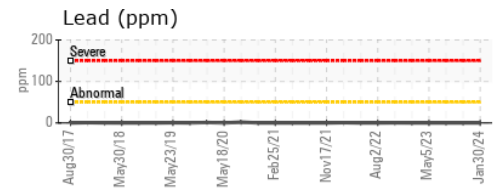
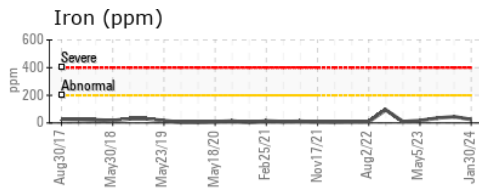


VISUAL	method	limit/base	current	history1	history2
White Metal	scalar	*Visual	NONE	NONE	NONE
Yellow Metal	scalar	*Visual	NONE	NONE	NONE
Precipitate	scalar	*Visual	NONE	NONE	NONE
Silt	scalar	*Visual	NONE	NONE	NONE
Debris	scalar	*Visual	NONE	NONE	NONE
Sand/Dirt	scalar	*Visual	NONE	NONE	NONE
Appearance	scalar	*Visual	NORML	NORML	NORML
Odor	scalar	*Visual	NORML	NORML	NORML
Emulsified Water	scalar	*Visual	>0.2	NEG	NEG
Free Water	scalar	*Visual		NEG	NEG

FLUID PROPERTIES	method	limit/base	current	history1	history2
Visc @ 40°C	cSt	ASTM D445	167	159	158

SAMPLE IMAGES	method	limit/base	current	history1	history2
Color				no image	no image
Bottom				no image	no image

GRAPHS



Laboratory : WearCheck USA - 501 Madison Ave., Cary, NC 27513
Sample No. : HPL0003921 **Received** : 31 Jan 2024
Lab Number : 06076396 **Diagnosed** : 02 Feb 2024
Unique Number : 10858487 **Diagnostician** : Don Baldrige
Test Package : MOB 2

KENSING
 2525 S KENSINGTON RD
 KANKAKEE, IL
 US 60901

Certificate L2367
 To discuss this sample report, contact Customer Service at 1-800-237-1369.
 * - Denotes test methods that are outside of the ISO 17025 scope of accreditation.
 Statements of conformity to specifications are based on the simple acceptance decision rule (JCGM 106:2012)

Contact: TIM HUBERT
 timothy.hubert@kensingsolutions.com
 T: (815)939-8918
 F: x: