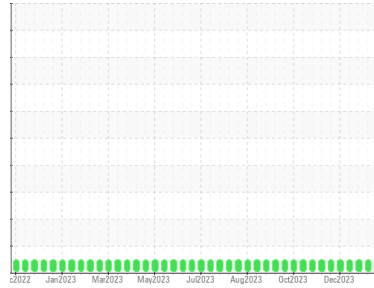




OIL ANALYSIS REPORT

Sample Rating Trend

NORMAL



Machine Id
Grand Blanc New Oil Grand Blanc New Oil
 Component
New (Unused) Oil
 Fluid
CHEVRON HDAX 6500 LFG GAS ENGINE OIL (--- GAL)

DIAGNOSIS

Recommendation

This is a baseline read-out on the submitted sample. (Customer Sample Comment: New Oil Sample)

SAMPLE INFORMATION		method	limit/base	current	history1	history2
Sample Number	Client Info			WC0870052	WC0870046	WC0870117
Sample Date	Client Info			30 Jan 2024	19 Jan 2024	03 Jan 2024
Machine Age	hrs	Client Info		1	1	1
Oil Age	hrs	Client Info		1	1	1
Oil Changed	Client Info			N/A	N/A	N/A
Sample Status				NORMAL	NORMAL	NORMAL

CONTAMINATION		method	limit/base	current	history1	history2
Water	WC Method			NEG	NEG	NEG

WEAR METALS		method	limit/base	current	history1	history2
Iron	ppm	ASTM D5185m	>5	0	0	0
Chromium	ppm	ASTM D5185m	>5	0	0	0
Nickel	ppm	ASTM D5185m	>5	0	0	0
Titanium	ppm	ASTM D5185m		0	<1	0
Silver	ppm	ASTM D5185m	>5	0	0	0
Aluminum	ppm	ASTM D5185m	>5	1	1	<1
Lead	ppm	ASTM D5185m	>5	<1	0	<1
Copper	ppm	ASTM D5185m	>5	0	<1	0
Tin	ppm	ASTM D5185m	>5	<1	0	<1
Vanadium	ppm	ASTM D5185m		0	0	0
Cadmium	ppm	ASTM D5185m		0	0	0

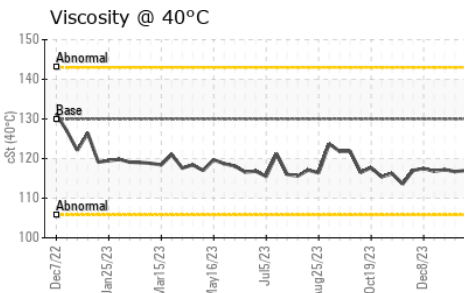
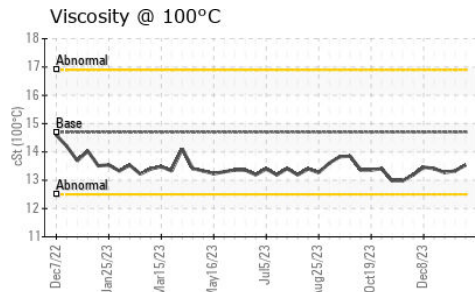
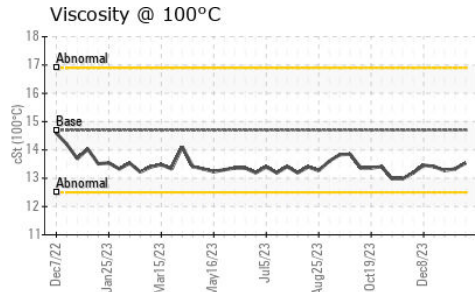
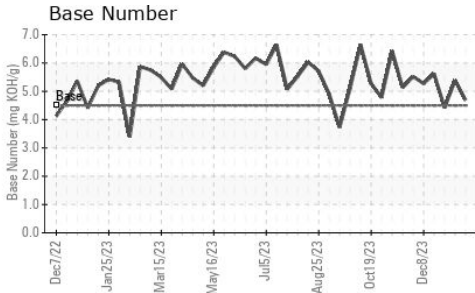
ADDITIVES		method	limit/base	current	history1	history2
Boron	ppm	ASTM D5185m		<1	0	1
Barium	ppm	ASTM D5185m		0	0	0
Molybdenum	ppm	ASTM D5185m		1	<1	0
Manganese	ppm	ASTM D5185m		<1	<1	<1
Magnesium	ppm	ASTM D5185m		7	6	6
Calcium	ppm	ASTM D5185m		1646	1752	1582
Phosphorus	ppm	ASTM D5185m		263	250	249
Zinc	ppm	ASTM D5185m		316	305	291
Sulfur	ppm	ASTM D5185m		1526	1399	1398

CONTAMINANTS		method	limit/base	current	history1	history2
Silicon	ppm	ASTM D5185m	>15	8	8	6
Sodium	ppm	ASTM D5185m		<1	<1	1
Potassium	ppm	ASTM D5185m	>20	1	0	0

FLUID DEGRADATION		method	limit/base	current	history1	history2
Acid Number (AN)	mg KOH/g	ASTM D8045	1.2	1.131	0.464	0.467
Base Number (BN)	mg KOH/g	ASTM D2896	4.5	4.69	5.38	4.42




OIL ANALYSIS REPORT



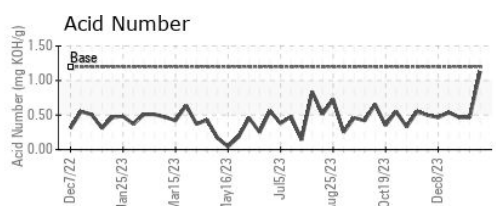
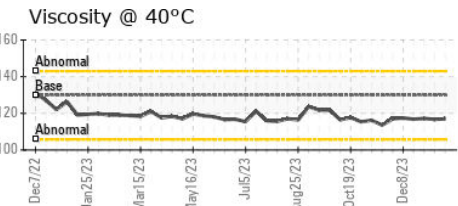
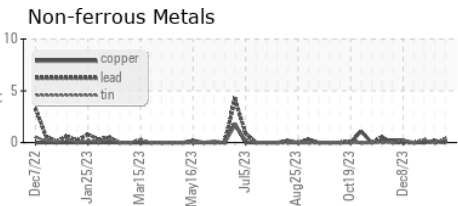
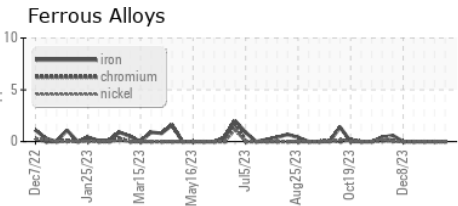
VISUAL	method	limit/base	current	history1	history2
White Metal	scalar	*Visual	NONE	NONE	NONE
Yellow Metal	scalar	*Visual	NONE	NONE	NONE
Precipitate	scalar	*Visual	NONE	NONE	NONE
Silt	scalar	*Visual	NONE	NONE	NONE
Debris	scalar	*Visual	NONE	NONE	NONE
Sand/Dirt	scalar	*Visual	NONE	NONE	NONE
Appearance	scalar	*Visual	NORML	NORML	NORML
Odor	scalar	*Visual	NORML	NORML	NORML
Emulsified Water	scalar	*Visual	NEG	NEG	NEG
Free Water	scalar	*Visual	NEG	NEG	NEG

FLUID PROPERTIES	method	limit/base	current	history1	history2
Visc @ 40°C	cSt	ASTM D445	130	117.0	116.7
Visc @ 100°C	cSt	ASTM D445	14.7	13.54	13.33
Viscosity Index (VI)	Scale	ASTM D2270	114	112	109

SAMPLE IMAGES	method	limit/base	current	history1	history2
---------------	--------	------------	---------	----------	----------



GRAPHS



Certificate L2367

Laboratory : WearCheck USA - 501 Madison Ave., Cary, NC 27513
 Sample No. : WC0870052
 Lab Number : 06077296
 Unique Number : 10859387
 Test Package : MOB 2 (Additional Tests: FT-IR, ICP-NewOil, KV100, PrtCount, TBN, VI)

EDL NA Recips-Grand Blanc
 Grand Blanc Powerstation, 2361 West Grand Blanc Road
 Grand Blanc, MI
 US 48439
 Contact: Tony Saint Marie
 tony.saintmarie@edlenergy.com

To discuss this sample report, contact Customer Service at 1-800-237-1369.

* - Denotes test methods that are outside of the ISO 17025 scope of accreditation.

Statements of conformity to specifications are based on the simple acceptance decision rule (JCGM 106:2012)

T:
F: