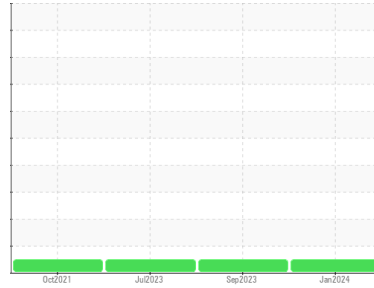




OIL ANALYSIS REPORT

Sample Rating Trend

NORMAL



Area
VISION 8000
 Machine Id
HODGE 2104025004
 Component
Compressor
 Fluid
{not provided} (--- GAL)

DIAGNOSIS

Recommendation
 Resample at the next service interval to monitor.

Wear
 All component wear rates are normal.

Contamination
 There is no indication of any contamination in the oil.

Fluid Condition
 The AN level is acceptable for this fluid. The condition of the oil is suitable for further service.

SAMPLE INFORMATION

	method	limit/base	current	history1	history2
Sample Number	Client Info		UHC0000843	UHC0000608	UHC0000617
Sample Date	Client Info		08 Jan 2024	25 Sep 2023	03 Jul 2023
Machine Age	hrs	Client Info	8494	7238	6397
Oil Age	hrs	Client Info	2926	1720	879
Oil Changed	Client Info		N/A	Not Changd	Not Changd
Sample Status			NORMAL	NORMAL	NORMAL

CONTAMINATION

	method	limit/base	current	history1	history2
Water	WC Method	>0.1	NEG	NEG	NEG

WEAR METALS

	method	limit/base	current	history1	history2
Iron	ppm	ASTM D5185m >50	3	2	5
Chromium	ppm	ASTM D5185m >10	0	0	0
Nickel	ppm	ASTM D5185m	0	0	0
Titanium	ppm	ASTM D5185m	0	0	0
Silver	ppm	ASTM D5185m	0	0	0
Aluminum	ppm	ASTM D5185m >25	1	0	0
Lead	ppm	ASTM D5185m >25	0	0	<1
Copper	ppm	ASTM D5185m >50	4	0	3
Tin	ppm	ASTM D5185m >15	0	0	0
Antimony	ppm	ASTM D5185m	---	---	---
Vanadium	ppm	ASTM D5185m	0	0	0
Cadmium	ppm	ASTM D5185m	0	0	0

ADDITIVES

	method	limit/base	current	history1	history2
Boron	ppm	ASTM D5185m	0	0	0
Barium	ppm	ASTM D5185m	0	0	<1
Molybdenum	ppm	ASTM D5185m	0	0	0
Manganese	ppm	ASTM D5185m	0	0	<1
Magnesium	ppm	ASTM D5185m	0	0	2
Calcium	ppm	ASTM D5185m	<1	4	8
Phosphorus	ppm	ASTM D5185m	413	418	484
Zinc	ppm	ASTM D5185m	89	88	131
Sulfur	ppm	ASTM D5185m	1248	1170	1593

CONTAMINANTS

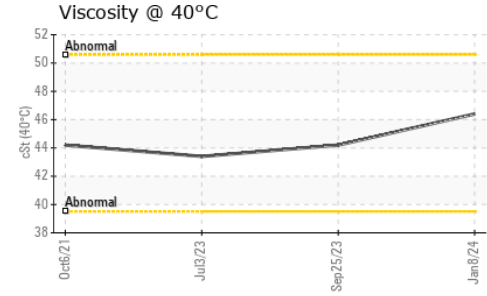
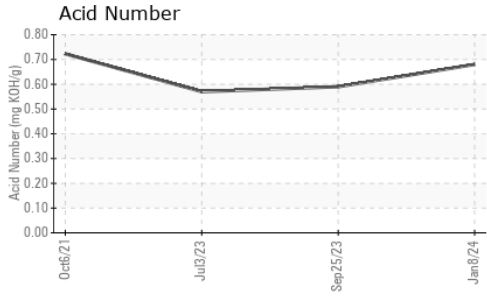
	method	limit/base	current	history1	history2
Silicon	ppm	ASTM D5185m >25	<1	1	2
Sodium	ppm	ASTM D5185m	0	4	3
Potassium	ppm	ASTM D5185m >20	1	2	2

FLUID DEGRADATION

	method	limit/base	current	history1	history2
Acid Number (AN)	mg KOH/g	ASTM D8045	0.68	0.59	0.57




OIL ANALYSIS REPORT



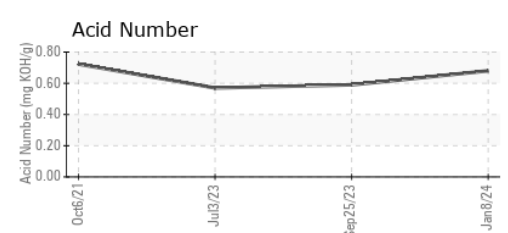
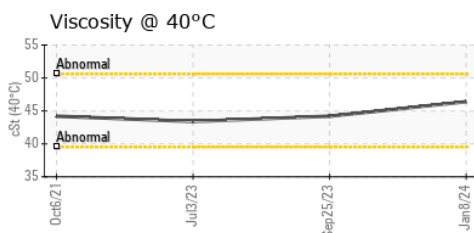
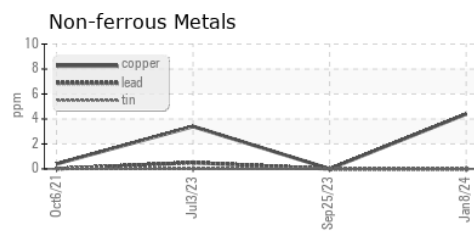
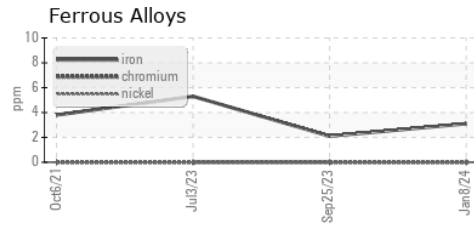
VISUAL	method	limit/base	current	history1	history2
White Metal	scalar	*Visual	NONE	NONE	NONE
Yellow Metal	scalar	*Visual	NONE	NONE	NONE
Precipitate	scalar	*Visual	NONE	NONE	NONE
Silt	scalar	*Visual	NONE	NONE	NONE
Debris	scalar	*Visual	NONE	NONE	NONE
Sand/Dirt	scalar	*Visual	NONE	NONE	NONE
Appearance	scalar	*Visual	NORML	NORML	NORML
Odor	scalar	*Visual	NORML	NORML	NORML
Emulsified Water	scalar	*Visual	>0.1	NEG	NEG
Free Water	scalar	*Visual		NEG	NEG

FLUID PROPERTIES	method	limit/base	current	history1	history2
Visc @ 40°C	cSt	ASTM D445	46.4	44.2	43.4

SAMPLE IMAGES	method	limit/base	current	history1	history2
---------------	--------	------------	---------	----------	----------



GRAPHS



Laboratory : WearCheck USA - 501 Madison Ave., Cary, NC 27513
Sample No. : UHC0000843 **Received** : 22 Feb 2024
Lab Number : **06097204** **Tested** : 23 Feb 2024
Unique Number : 10890057 **Diagnosed** : 24 Feb 2024 - Don Baldrige
Test Package : IND 2

ATLANTA AIR COMPRESSOR
 123 MERCHANTS PARK DR
 HOSCHTON, GA
 US 30548
 Contact: Derik Bray
 Derik@atlantaaircompressor.com
 T: (470)252-9952
 F: x:

To discuss this sample report, contact Customer Service at 1-800-237-1369.
 * - Denotes test methods that are outside of the ISO 17025 scope of accreditation.
 Statements of conformity to specifications are based on the simple acceptance decision rule (JCGM 106:2012)