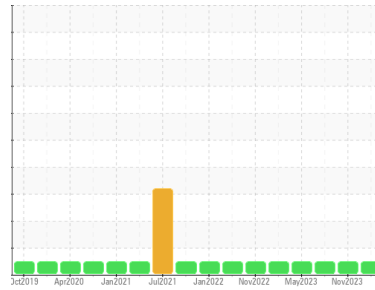


OIL ANALYSIS REPORT

Sample Rating Trend



NORMAL



Area
[SVO-58749]
Machine Id
INGERSOLL RAND G5871U97135 - DOE RUN
Component
Compressor

DIAGNOSIS

Recommendation

Resample at the next service interval to monitor.

Wear

All component wear rates are normal.

Contamination

There is no indication of any contamination in the oil.

Fluid Condition

The AN level is acceptable for this fluid. The condition of the oil is suitable for further service.

SAMPLE INFORMATION		method	limit/base	current	history1	history2
Sample Number	Client Info			UCH06097850	UCH06043358	UCH05923492
Sample Date	Client Info			06 Feb 2024	17 Nov 2023	24 Jul 2023
Machine Age	hrs	Client Info		33634	32857	31572
Oil Age	hrs	Client Info		777	4210	2925
Oil Changed	Client Info			Not Changed	Changed	Not Changed
Sample Status				NORMAL	NORMAL	NORMAL

CONTAMINATION		method	limit/base	current	history1	history2
Water	WC Method		>0.8	NEG	NEG	NEG

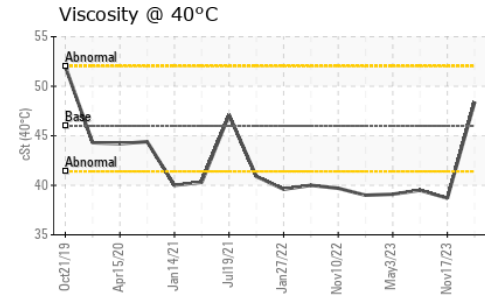
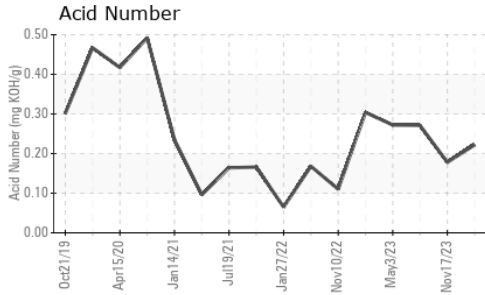
WEAR METALS		method	limit/base	current	history1	history2
Iron	ppm	ASTM D5185m	>50	<1	0	2
Chromium	ppm	ASTM D5185m	>10	<1	0	0
Nickel	ppm	ASTM D5185m		<1	<1	0
Titanium	ppm	ASTM D5185m		<1	0	0
Silver	ppm	ASTM D5185m		<1	0	0
Aluminum	ppm	ASTM D5185m	>25	<1	0	0
Lead	ppm	ASTM D5185m	>25	<1	0	0
Copper	ppm	ASTM D5185m	>50	1	0	<1
Tin	ppm	ASTM D5185m	>15	<1	<1	<1
Vanadium	ppm	ASTM D5185m		<1	0	0
Cadmium	ppm	ASTM D5185m		<1	0	0

ADDITIVES		method	limit/base	current	history1	history2
Boron	ppm	ASTM D5185m	2	0	0	0
Barium	ppm	ASTM D5185m	525	562	622	766
Molybdenum	ppm	ASTM D5185m	10	<1	0	0
Manganese	ppm	ASTM D5185m		<1	0	0
Magnesium	ppm	ASTM D5185m	5	<1	<1	<1
Calcium	ppm	ASTM D5185m	10	1	1	<1
Phosphorus	ppm	ASTM D5185m	250	0	<1	5
Zinc	ppm	ASTM D5185m	100	4	0	2
Sulfur	ppm	ASTM D5185m	400	159	288	388

CONTAMINANTS		method	limit/base	current	history1	history2
Silicon	ppm	ASTM D5185m	>25	2	2	2
Sodium	ppm	ASTM D5185m		10	14	13
Potassium	ppm	ASTM D5185m	>20	2	<1	2

FLUID DEGRADATION		method	limit/base	current	history1	history2
Acid Number (AN)	mg KOH/g	ASTM D8045		0.222	0.178	0.271


OIL ANALYSIS REPORT



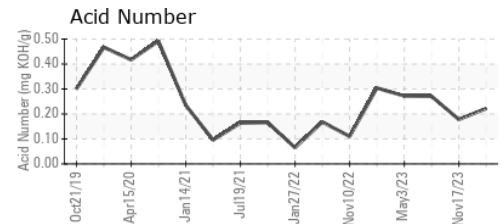
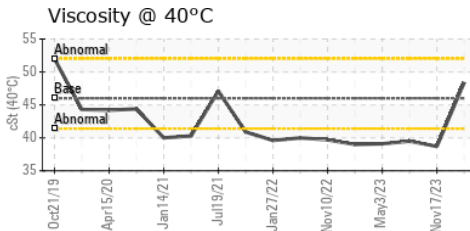
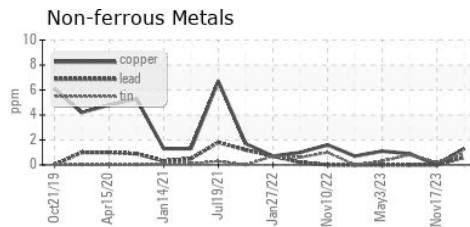
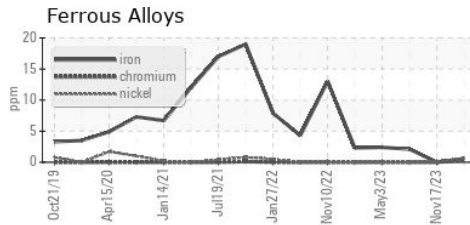
VISUAL	method	limit/base	current	history1	history2
White Metal	scalar	*Visual	NONE	NONE	NONE
Yellow Metal	scalar	*Visual	NONE	NONE	NONE
Precipitate	scalar	*Visual	NONE	NONE	NONE
Silt	scalar	*Visual	NONE	NONE	NONE
Debris	scalar	*Visual	NONE	NONE	NONE
Sand/Dirt	scalar	*Visual	NONE	NONE	NONE
Appearance	scalar	*Visual	NORML	NORML	NORML
Odor	scalar	*Visual	NORML	NORML	NORML
Emulsified Water	scalar	*Visual	>0.8	NEG	NEG
Free Water	scalar	*Visual		NEG	NEG

FLUID PROPERTIES	method	limit/base	current	history1	history2
Visc @ 40°C	cSt	ASTM D445 46	48.4	38.7	39.5

SAMPLE IMAGES	method	limit/base	current	history1	history2
---------------	--------	------------	---------	----------	----------



GRAPHS



Certificate L2367

Laboratory : WearCheck USA - 501 Madison Ave., Cary, NC 27513
Sample No. : UCH06097850
Lab Number : 06097850
Unique Number : 10896080
Test Package : IND 2

Received : 22 Feb 2024
Tested : 23 Feb 2024
Diagnosed : 25 Feb 2024 - Don Baldrige

JOHN HENRY FOSTER COMPANY
 4700 LEBOURGET STREET
 SAINT LOUIS, MO
 US 63134
 Contact: RACHEL VON HATTEN
 rvonhatten@jhfc.com
 T: (314)593-1267
 F: (314)874-0965

To discuss this sample report, contact Customer Service at 1-800-237-1369.

* - Denotes test methods that are outside of the ISO 17025 scope of accreditation.

Statements of conformity to specifications are based on the simple acceptance decision rule (JCGM 106:2012)