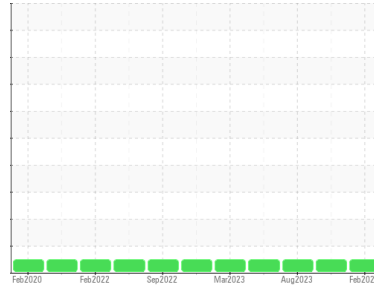




OIL ANALYSIS REPORT

Sample Rating Trend

NORMAL



Machine Id
WMPT_U1 WMPT_U1_P1
Component
Drive End Pump
Fluid
SHELL TELLUS 32 (--- GAL)

DIAGNOSIS

Recommendation

Resample at the next service interval to monitor.

Wear

All component wear rates are normal.

Contamination

The water content is negligible. There is no indication of any contamination in the oil.

Fluid Condition

The AN level is acceptable for this fluid. The condition of the oil is suitable for further service.

SAMPLE INFORMATION		method	limit/base	current	history1	history2
Sample Number	Client Info			RP0036970	RP0026623	RP0026614
Sample Date	Client Info			16 Feb 2024	31 Oct 2023	03 Aug 2023
Machine Age	hrs	Client Info		0	0	0
Oil Age	hrs	Client Info		0	0	0
Oil Changed	Client Info			N/A	N/A	N/A
Sample Status				NORMAL	NORMAL	NORMAL

WEAR METALS		method	limit/base	current	history1	history2
Iron	ppm	ASTM D5185m	>90	0	<1	2
Chromium	ppm	ASTM D5185m	>5	0	<1	0
Nickel	ppm	ASTM D5185m	>5	0	<1	0
Titanium	ppm	ASTM D5185m	>3	0	<1	0
Silver	ppm	ASTM D5185m	>3	0	<1	0
Aluminum	ppm	ASTM D5185m	>7	<1	2	0
Lead	ppm	ASTM D5185m	>12	<1	<1	0
Copper	ppm	ASTM D5185m	>30	3	2	3
Tin	ppm	ASTM D5185m	>9	2	1	4
Vanadium	ppm	ASTM D5185m		0	0	0
Cadmium	ppm	ASTM D5185m		0	<1	0

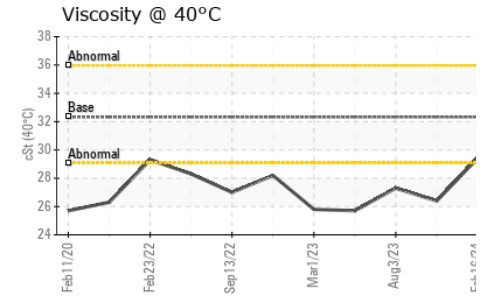
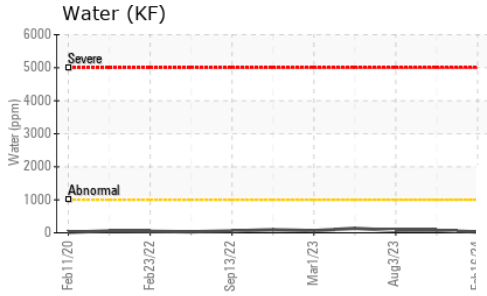
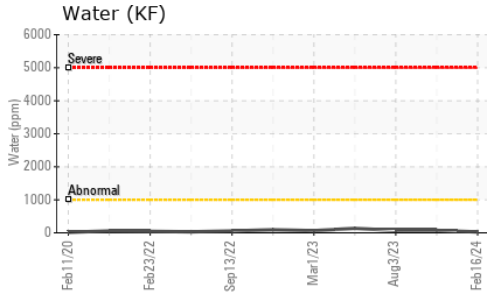
ADDITIVES		method	limit/base	current	history1	history2
Boron	ppm	ASTM D5185m		0	0	0
Barium	ppm	ASTM D5185m		0	0	1
Molybdenum	ppm	ASTM D5185m		0	<1	0
Manganese	ppm	ASTM D5185m		<1	0	0
Magnesium	ppm	ASTM D5185m	11	64	68	63
Calcium	ppm	ASTM D5185m	35	14	14	18
Phosphorus	ppm	ASTM D5185m	259	287	280	277
Zinc	ppm	ASTM D5185m	277	337	343	353

CONTAMINANTS		method	limit/base	current	history1	history2
Silicon	ppm	ASTM D5185m	>60	<1	<1	<1
Sodium	ppm	ASTM D5185m		<1	0	1
Potassium	ppm	ASTM D5185m	>20	<1	1	0
Water	%	ASTM D6304	>.1	0.003	0.007	0.007
ppm Water	ppm	ASTM D6304	>1000	26	74.5	70.8

FLUID DEGRADATION		method	limit/base	current	history1	history2
Acid Number (AN)	mg KOH/g	ASTM D8045	0.32	0.32	0.23	0.36

VISUAL		method	limit/base	current	history1	history2
White Metal	scalar	*Visual	NONE	NONE	NONE	LIGHT
Yellow Metal	scalar	*Visual	NONE	NONE	NONE	NONE
Precipitate	scalar	*Visual	NONE	NONE	NONE	NONE
Silt	scalar	*Visual	NONE	NONE	NONE	NONE
Debris	scalar	*Visual	NONE	NONE	NONE	NONE
Sand/Dirt	scalar	*Visual	NONE	NONE	NONE	NONE
Appearance	scalar	*Visual	NORML	NORML	NORML	NORML
Odor	scalar	*Visual	NORML	NORML	NORML	NORML
Emulsified Water	scalar	*Visual	>.1	NEG	NEG	NEG
Free Water	scalar	*Visual		NEG	NEG	NEG


OIL ANALYSIS REPORT



FLUID PROPERTIES		method	limit/base	current	history1	history2
Visc @ 40°C	cSt	ASTM D445	32.32	29.4	26.4	27.3

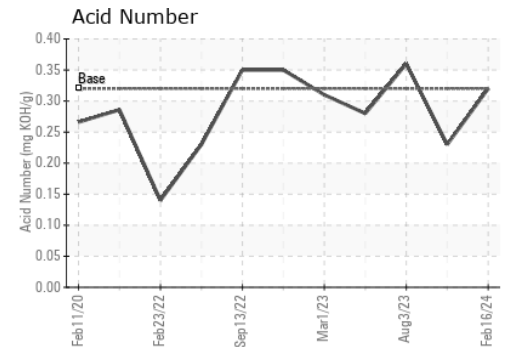
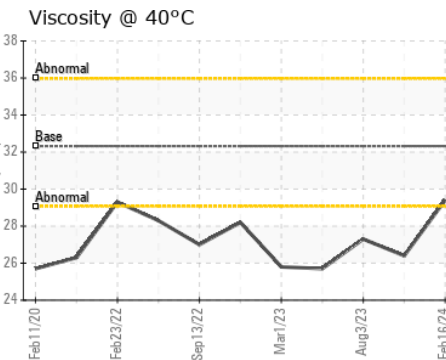
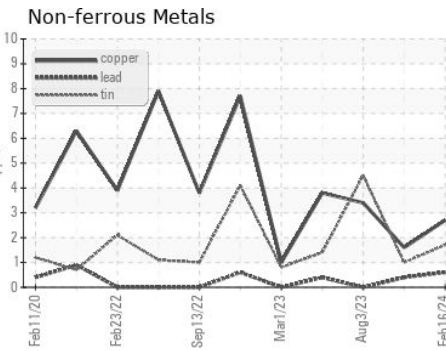
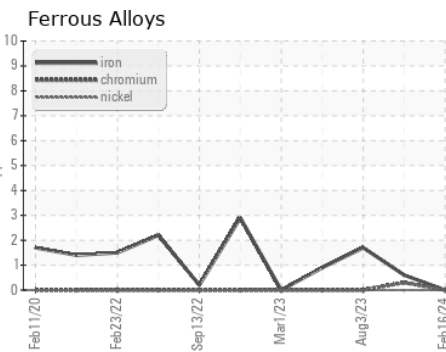
SAMPLE IMAGES		method	limit/base	current	history1	history2
---------------	--	--------	------------	---------	----------	----------

Color



Bottom

GRAPHS



Certificate L2367

Laboratory : WearCheck USA - 501 Madison Ave., Cary, NC 27513
Sample No. : RP0036970
Lab Number : 06099243
Unique Number : 10897473
Test Package : IND 2

Received : 23 Feb 2024
Tested : 27 Feb 2024
Diagnosed : 27 Feb 2024 - Don Baldrige

ENERGY TRANSFER - WILLIAMSPORT
 2344 SYLVAN DELL ROAD
 WILLIAMSPORT, PA
 US 17702
 Contact: JERRY HIGGINS

To discuss this sample report, contact Customer Service at 1-800-237-1369.

* - Denotes test methods that are outside of the ISO 17025 scope of accreditation.

Statements of conformity to specifications are based on the simple acceptance decision rule (JCGM 106:2012)

T: (610)858-3838

F: