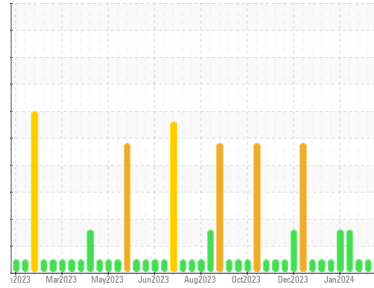




OIL ANALYSIS REPORT

Sample Rating Trend



NORMAL



Machine Id
Coopersville CAT 1 CPVM01BE
 Component
Biogas Engine
 Fluid
CHEVRON HDAX 9500 GAS ENGINE OIL 40 (105 GAL)

DIAGNOSIS

Recommendation

Resample at the next service interval to monitor.

Wear

All component wear rates are normal.

Contamination

There is no indication of any contamination in the oil.

Fluid Condition

The BN result indicates that there is suitable alkalinity remaining in the oil. The AN level is acceptable for this fluid. The condition of the oil is suitable for further service.

SAMPLE INFORMATION

	method	limit/base	current	history1	history2
Sample Number	Client Info		WC0871530	WC0871535	WC0871552
Sample Date	Client Info		22 Feb 2024	14 Feb 2024	05 Feb 2024
Machine Age	hrs	Client Info	16062	15876	15660
Oil Age	hrs	Client Info	402	216	1
Oil Changed	Client Info		Not Chngd	Not Chngd	Changed
Sample Status			NORMAL	NORMAL	NORMAL

CONTAMINATION

	method	limit/base	current	history1	history2
Fuel	WC Method	>4.0	<1.0	<1.0	<1.0
Water	WC Method	>0.1	NEG	NEG	NEG
Glycol	WC Method		NEG	NEG	NEG

WEAR METALS

	method	limit/base	current	history1	history2	
Iron	ppm	ASTM D5185m	>15	<1	0	<1
Chromium	ppm	ASTM D5185m	>4	0	0	0
Nickel	ppm	ASTM D5185m	>2	0	<1	0
Titanium	ppm	ASTM D5185m		0	0	0
Silver	ppm	ASTM D5185m	>5	0	0	0
Aluminum	ppm	ASTM D5185m	>6	2	2	<1
Lead	ppm	ASTM D5185m	>9	3	1	0
Copper	ppm	ASTM D5185m	>14	1	1	<1
Tin	ppm	ASTM D5185m	>4	4	3	0
Vanadium	ppm	ASTM D5185m		0	0	0
Cadmium	ppm	ASTM D5185m		0	0	0

ADDITIVES

	method	limit/base	current	history1	history2	
Boron	ppm	ASTM D5185m		2	2	0
Barium	ppm	ASTM D5185m		0	0	0
Molybdenum	ppm	ASTM D5185m		2	0	<1
Manganese	ppm	ASTM D5185m		<1	<1	0
Magnesium	ppm	ASTM D5185m		10	10	7
Calcium	ppm	ASTM D5185m		1806	1711	1810
Phosphorus	ppm	ASTM D5185m		268	258	262
Zinc	ppm	ASTM D5185m		339	323	321
Sulfur	ppm	ASTM D5185m		1682	1582	1533

CONTAMINANTS

	method	limit/base	current	history1	history2	
Silicon	ppm	ASTM D5185m	>181	119	77	31
Sodium	ppm	ASTM D5185m		<1	<1	0
Potassium	ppm	ASTM D5185m	>20	<1	<1	0

INFRA-RED

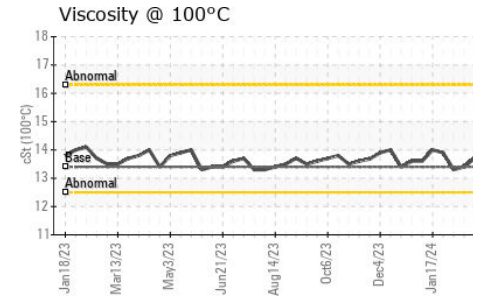
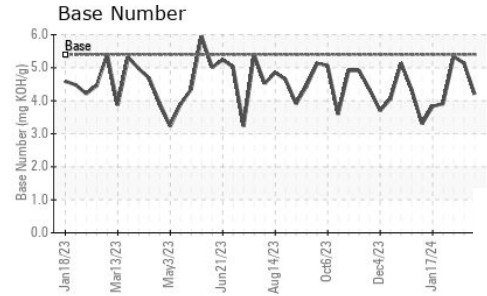
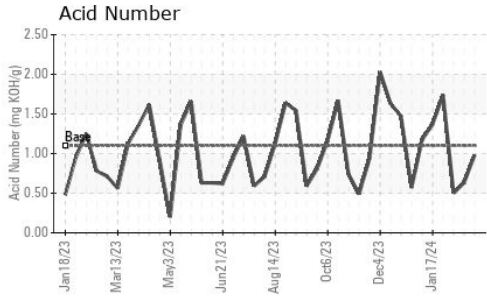
	method	limit/base	current	history1	history2	
Soot %	%	*ASTM D7844		0	0	0
Nitration	Abs/cm	*ASTM D7624	>20	6.7	6.3	5.2
Sulfation	Abs/.1mm	*ASTM D7415	>30	17.0	16.1	14.6

FLUID DEGRADATION

	method	limit/base	current	history1	history2	
Oxidation	Abs/.1mm	*ASTM D7414	>25	11.7	10.0	8.2
Acid Number (AN)	mg KOH/g	ASTM D8045	1.1	0.98	0.630	0.50
Base Number (BN)	mg KOH/g	ASTM D2896	5.4	4.20	5.14	5.33



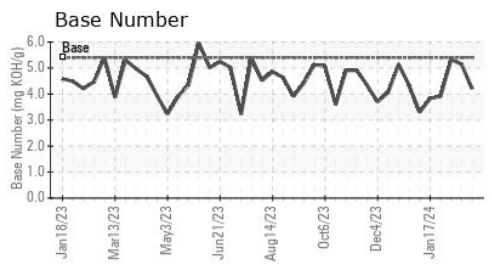
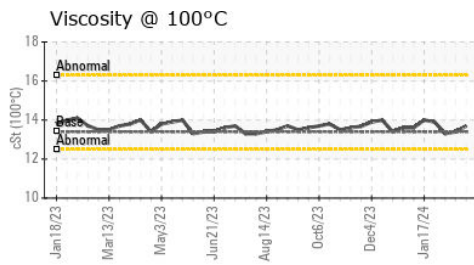
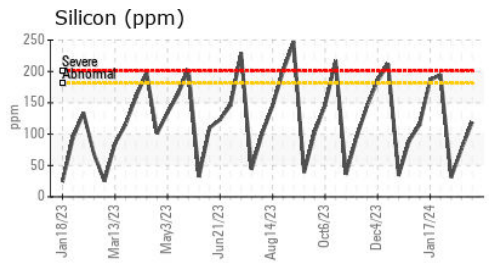
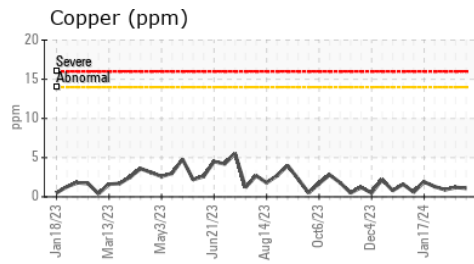
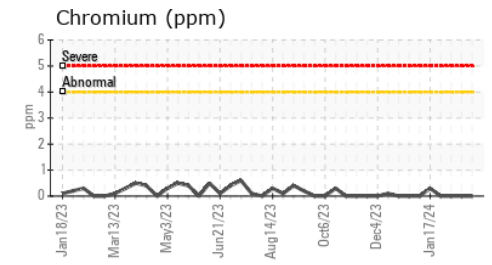
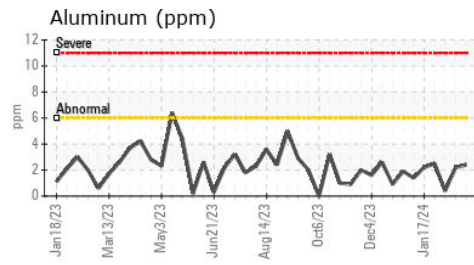
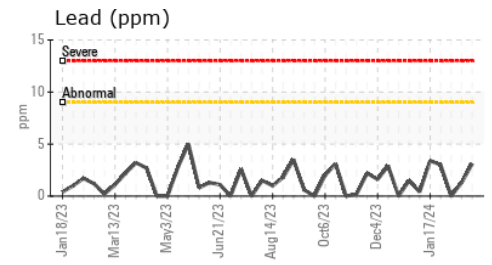
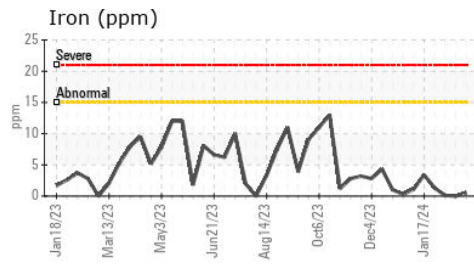
OIL ANALYSIS REPORT



VISUAL	method	limit/base	current	history1	history2
White Metal	scalar	*Visual	NONE	NONE	NONE
Yellow Metal	scalar	*Visual	NONE	NONE	NONE
Precipitate	scalar	*Visual	NONE	NONE	NONE
Silt	scalar	*Visual	NONE	NONE	NONE
Debris	scalar	*Visual	NONE	NONE	NONE
Sand/Dirt	scalar	*Visual	NONE	NONE	NONE
Appearance	scalar	*Visual	NORML	NORML	NORML
Odor	scalar	*Visual	NORML	NORML	NORML
Emulsified Water	scalar	*Visual	>0.1	NEG	NEG
Free Water	scalar	*Visual		NEG	NEG

FLUID PROPERTIES	method	limit/base	current	history1	history2
Visc @ 100°C	cSt	ASTM D445	13.4	13.7	13.4

GRAPHS



Laboratory : WearCheck USA - 501 Madison Ave., Cary, NC 27513
Sample No. : WC0871530 **Received** : 26 Feb 2024
Lab Number : 06100290 **Tested** : 27 Feb 2024
Unique Number : 10898520 **Diagnosed** : 28 Feb 2024 - Jonathan Hester
Test Package : MOB 2

EDL NA Recips-Coopersville
 Coopersville Powerstation, 15362 68th Avenue
 Coopersville, MI
 US 49404
 Contact: Daniel Young
 daniel.young@edlenergy.com
 T:
 F:

To discuss this sample report, contact Customer Service at 1-800-237-1369.
 * - Denotes test methods that are outside of the ISO 17025 scope of accreditation.
 Statements of conformity to specifications are based on the simple acceptance decision rule (JCGM 106:2012)