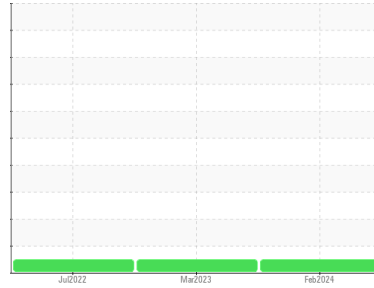




OIL ANALYSIS REPORT

Sample Rating Trend

NORMAL



Machine Id
CR6621
 Component
2 Swing Drive
 Fluid
GEAR OIL ISO 220 (--- GAL)

DIAGNOSIS

Recommendation

Resample at the next service interval to monitor. Please specify the component make and model with your next sample. Please specify the brand, type, and viscosity of the oil on your next sample.

Wear

All component wear rates are normal.

Contamination

There is no indication of any contamination in the oil.

Fluid Condition

The condition of the oil is acceptable for the time in service.

SAMPLE INFORMATION		method	limit/base	current	history1	history2
Sample Number	Client Info			WC0833332	WC0746544	WC0687333
Sample Date	Client Info			16 Feb 2024	15 Mar 2023	14 Jul 2022
Machine Age	hrs	Client Info		6382	5524	5141
Oil Age	hrs	Client Info		858	383	1060
Oil Changed	Client Info			Changed	Changed	Changed
Sample Status				NORMAL	NORMAL	NORMAL

CONTAMINATION		method	limit/base	current	history1	history2
Water	WC Method		>0.2	NEG	NEG	NEG

WEAR METALS		method	limit/base	current	history1	history2
Iron	ppm	ASTM D5185m	>400	4	9	10
Chromium	ppm	ASTM D5185m	>10	0	0	0
Nickel	ppm	ASTM D5185m	>10	0	0	0
Titanium	ppm	ASTM D5185m		0	0	0
Silver	ppm	ASTM D5185m		0	0	<1
Aluminum	ppm	ASTM D5185m	>25	0	0	<1
Lead	ppm	ASTM D5185m	>50	1	0	0
Copper	ppm	ASTM D5185m	>200	<1	<1	2
Tin	ppm	ASTM D5185m	>10	0	0	<1
Vanadium	ppm	ASTM D5185m		0	0	0
Cadmium	ppm	ASTM D5185m		0	0	<1

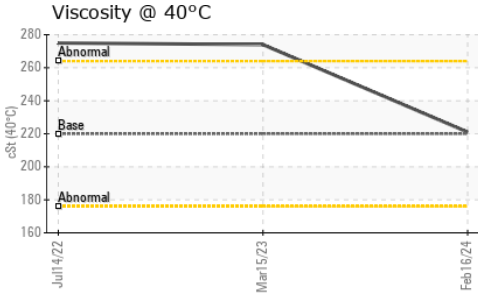
ADDITIVES		method	limit/base	current	history1	history2
Boron	ppm	ASTM D5185m	50	7	193	200
Barium	ppm	ASTM D5185m	15	0	0	0
Molybdenum	ppm	ASTM D5185m	15	0	0	0
Manganese	ppm	ASTM D5185m		0	<1	<1
Magnesium	ppm	ASTM D5185m	50	0	<1	<1
Calcium	ppm	ASTM D5185m	50	<1	3	3
Phosphorus	ppm	ASTM D5185m	350	386	1038	966
Zinc	ppm	ASTM D5185m	100	0	3	8
Sulfur	ppm	ASTM D5185m	12500	6181	21732	18603

CONTAMINANTS		method	limit/base	current	history1	history2
Silicon	ppm	ASTM D5185m	>50	1	2	1
Sodium	ppm	ASTM D5185m		<1	0	2
Potassium	ppm	ASTM D5185m	>20	0	1	<1

VISUAL		method	limit/base	current	history1	history2
White Metal	scalar	*Visual	NONE	NONE	NONE	NONE
Yellow Metal	scalar	*Visual	NONE	NONE	NONE	NONE
Precipitate	scalar	*Visual	NONE	NONE	NONE	NONE
Silt	scalar	*Visual	NONE	NONE	NONE	NONE
Debris	scalar	*Visual	NONE	NONE	NONE	NONE
Sand/Dirt	scalar	*Visual	NONE	NONE	NONE	NONE
Appearance	scalar	*Visual	NORML	NORML	NORML	NORML
Odor	scalar	*Visual	NORML	NORML	NORML	NORML
Emulsified Water	scalar	*Visual	>0.2	NEG	NEG	NEG
Free Water	scalar	*Visual		NEG	NEG	NEG



OIL ANALYSIS REPORT

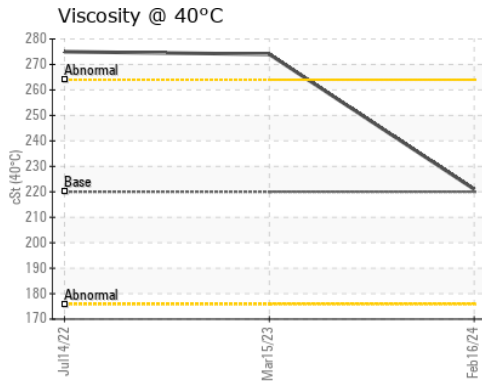
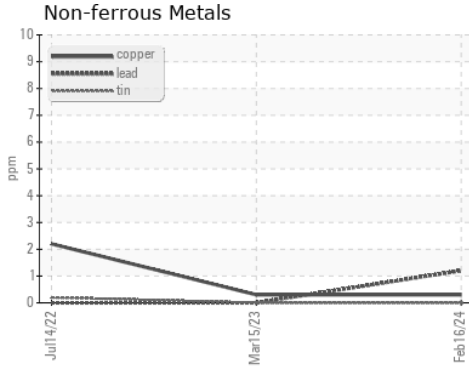
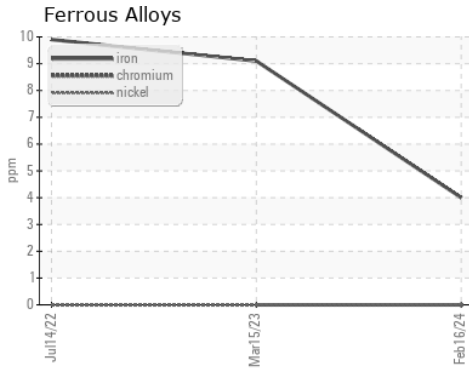


FLUID PROPERTIES	method	limit/base	current	history1	history2
Visc @ 40°C	cSt	ASTM D445 220	221	274	275

SAMPLE IMAGES	method	limit/base	current	history1	history2
---------------	--------	------------	---------	----------	----------

Color				no image	no image	no image
Bottom				no image	no image	no image

GRAPHS



Certificate L2367

Laboratory : WearCheck USA - 501 Madison Ave., Cary, NC 27513
Sample No. : WC0833332 **Received** : 26 Feb 2024
Lab Number : 06100506 **Tested** : 27 Feb 2024
Unique Number : 10898736 **Diagnosed** : 27 Feb 2024 - Wes Davis
Test Package : CONST

BUCKNER - WILLIS
 18123 HWY 75 NORTH
 WILLIS, TX
 US 77378

Contact: JOHN HAWKINS
 johnh@bucknercompanies.com

To discuss this sample report, contact Customer Service at 1-800-237-1369.

* - Denotes test methods that are outside of the ISO 17025 scope of accreditation.

Statements of conformity to specifications are based on the simple acceptance decision rule (JCGM 106:2012)

T:
F: