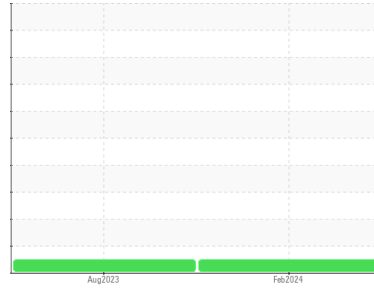


OIL ANALYSIS REPORT

Area
LSS-9300-5
Machine Id
SULLAIR 003-81793 - HARPER CORP
Component
Compressor

Sample Rating Trend



NORMAL



DIAGNOSIS

Recommendation

Resample at the next service interval to monitor.

Wear

All component wear rates are normal.

Contamination

There is no indication of any contamination in the oil.

Fluid Condition

The AN level is acceptable for this fluid. The condition of the oil is suitable for further service.

| SAMPLE INFORMATION | | method | limit/base | current | history1 | history2 |
|--------------------|-------------|-------------|------------|--------------------|-------------|----------|
| Sample Number | Client Info | | | UCH06101053 | UCH05962971 | --- |
| Sample Date | Client Info | | | 15 Feb 2024 | 08 Aug 2023 | --- |
| Machine Age | hrs | Client Info | | 22780 | 22635 | --- |
| Oil Age | hrs | Client Info | | 585 | 440 | --- |
| Oil Changed | Client Info | | | N/A | N/A | --- |
| Sample Status | | | | NORMAL | NORMAL | --- |

| CONTAMINATION | | method | limit/base | current | history1 | history2 |
|---------------|-----------|--------|------------|------------|----------|----------|
| Water | WC Method | | >0.1 | NEG | NEG | --- |

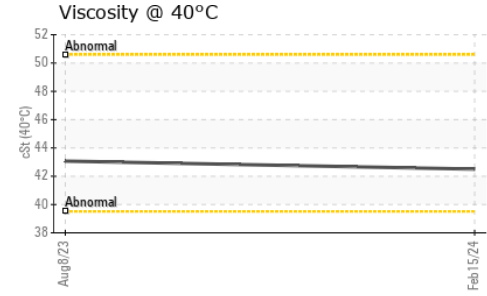
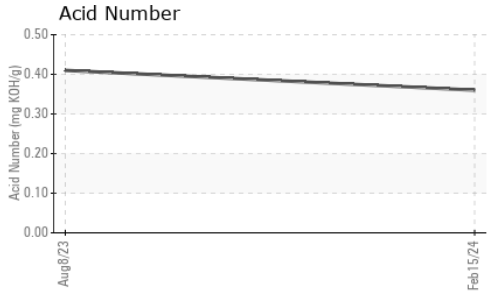
| WEAR METALS | | method | limit/base | current | history1 | history2 |
|-------------|-----|-------------|------------|--------------|----------|----------|
| Iron | ppm | ASTM D5185m | >50 | 4 | 2 | --- |
| Chromium | ppm | ASTM D5185m | >10 | <1 | 0 | --- |
| Nickel | ppm | ASTM D5185m | | 0 | 0 | --- |
| Titanium | ppm | ASTM D5185m | | 0 | 0 | --- |
| Silver | ppm | ASTM D5185m | | 0 | 0 | --- |
| Aluminum | ppm | ASTM D5185m | >25 | 2 | <1 | --- |
| Lead | ppm | ASTM D5185m | >25 | 0 | 0 | --- |
| Copper | ppm | ASTM D5185m | >50 | 4 | 3 | --- |
| Tin | ppm | ASTM D5185m | >15 | 0 | 0 | --- |
| Vanadium | ppm | ASTM D5185m | | 0 | 0 | --- |
| Cadmium | ppm | ASTM D5185m | | 0 | 0 | --- |

| ADDITIVES | | method | limit/base | current | history1 | history2 |
|------------|-----|-------------|------------|--------------|----------|----------|
| Boron | ppm | ASTM D5185m | | 0 | 0 | --- |
| Barium | ppm | ASTM D5185m | | 8 | 0 | --- |
| Molybdenum | ppm | ASTM D5185m | | 0 | 0 | --- |
| Manganese | ppm | ASTM D5185m | | 0 | 0 | --- |
| Magnesium | ppm | ASTM D5185m | | <1 | 0 | --- |
| Calcium | ppm | ASTM D5185m | | 0 | 0 | --- |
| Phosphorus | ppm | ASTM D5185m | | 221 | 257 | --- |
| Zinc | ppm | ASTM D5185m | | 13 | 0 | --- |
| Sulfur | ppm | ASTM D5185m | | 950 | 1186 | --- |

| CONTAMINANTS | | method | limit/base | current | history1 | history2 |
|--------------|-----|-------------|------------|----------|----------|----------|
| Silicon | ppm | ASTM D5185m | >25 | 0 | 0 | --- |
| Sodium | ppm | ASTM D5185m | | 0 | <1 | --- |
| Potassium | ppm | ASTM D5185m | >20 | 2 | <1 | --- |

| FLUID DEGRADATION | | method | limit/base | current | history1 | history2 |
|-------------------|----------|------------|------------|-------------|----------|----------|
| Acid Number (AN) | mg KOH/g | ASTM D8045 | | 0.36 | 0.41 | --- |





OIL ANALYSIS REPORT



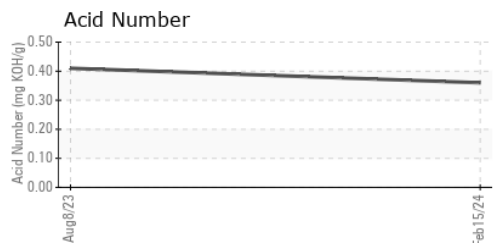
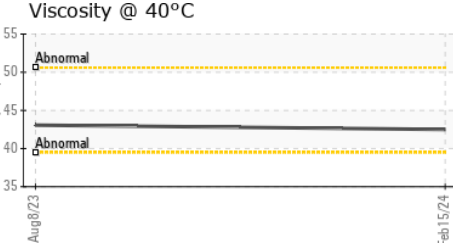
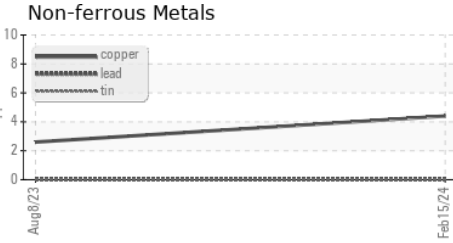
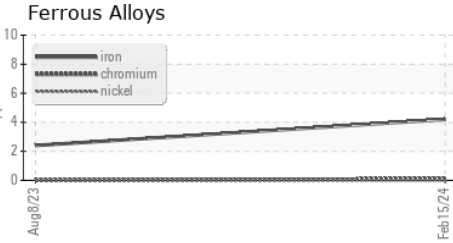
| VISUAL | method | limit/base | current | history1 | history2 |
|------------------|--------|------------|---------|--------------|----------|
| White Metal | scalar | *Visual | NONE | NONE | NONE |
| Yellow Metal | scalar | *Visual | NONE | NONE | NONE |
| Precipitate | scalar | *Visual | NONE | NONE | NONE |
| Silt | scalar | *Visual | NONE | NONE | NONE |
| Debris | scalar | *Visual | NONE | NONE | NONE |
| Sand/Dirt | scalar | *Visual | NONE | NONE | NONE |
| Appearance | scalar | *Visual | NORML | NORML | NORML |
| Odor | scalar | *Visual | NORML | NORML | NORML |
| Emulsified Water | scalar | *Visual | >0.1 | NEG | NEG |
| Free Water | scalar | *Visual | | NEG | NEG |

| FLUID PROPERTIES | method | limit/base | current | history1 | history2 |
|------------------|--------|------------|-------------|----------|----------|
| Visc @ 40°C | cSt | ASTM D445 | 42.5 | 43.07 | --- |

| SAMPLE IMAGES | method | limit/base | current | history1 | history2 |
|---------------|--------|------------|---------|----------|----------|
|---------------|--------|------------|---------|----------|----------|

| | | | | | | | |
|--------|--|--|--|--|--|---|----------|
| Color | | | | | |   | no image |
| Bottom | | | | | |   | no image |

GRAPHS



Certificate L2367

Laboratory : WearCheck USA - 501 Madison Ave., Cary, NC 27513
Sample No. : UCH06101053 **Received** : 26 Feb 2024
Lab Number : **06101053** **Tested** : 27 Feb 2024
Unique Number : 10899283 **Diagnosed** : 27 Feb 2024 - Doug Bogart
Test Package : IND 2

LEWIS SYSTEMS & SERVICE CO INC
 9300 STOCKPORT PL
 CHARLOTTE, NC
 US 28273
 Contact: JOE KERLEY
 jkerley@lewisystemsinc.com
 T: (704)588-2299
 F:

To discuss this sample report, contact Customer Service at 1-800-237-1369.

* - Denotes test methods that are outside of the ISO 17025 scope of accreditation.

Statements of conformity to specifications are based on the simple acceptance decision rule (JCGM 106:2012)