



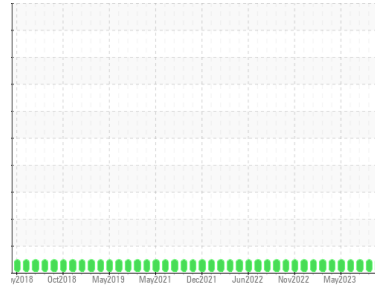
OIL ANALYSIS REPORT

Sample Rating Trend

NORMAL



Area
DF8
 Machine Id
KAESER 615-NESTLE PURINA (S/N 1066)
 Component
Compressor
 Fluid
ULTRACHEM OMNILUBE 32/46 (15 GAL)



DIAGNOSIS

Recommendation

Resample at the next service interval to monitor.

Wear

All component wear rates are normal.

Contamination

There is no indication of any contamination in the oil.

Fluid Condition

The AN level is acceptable for this fluid. The condition of the oil is suitable for further service.

SAMPLE INFORMATION

	method	limit/base	current	history1	history2
Sample Number	Client Info		WC06101069	UCH06027907	UCH05999149
Sample Date	Client Info		26 Feb 2024	06 Dec 2023	05 Nov 2023
Machine Age	hrs	Client Info	109071	0	107136
Oil Age	hrs	Client Info	2217	927	282
Oil Changed	Client Info		Not Chngd	Not Chngd	N/A
Sample Status			NORMAL	NORMAL	NORMAL

CONTAMINATION

	method	limit/base	current	history1	history2
Water	WC Method	>0.05	NEG	NEG	NEG

WEAR METALS

	method	limit/base	current	history1	history2
Iron	ppm	ASTM D5185m >50	0	0	0
Chromium	ppm	ASTM D5185m >10	<1	0	0
Nickel	ppm	ASTM D5185m >3	0	0	<1
Titanium	ppm	ASTM D5185m >3	0	0	0
Silver	ppm	ASTM D5185m >2	0	0	0
Aluminum	ppm	ASTM D5185m >10	2	0	<1
Lead	ppm	ASTM D5185m >10	0	0	<1
Copper	ppm	ASTM D5185m >50	<1	<1	<1
Tin	ppm	ASTM D5185m >10	0	0	0
Vanadium	ppm	ASTM D5185m	0	0	0
Cadmium	ppm	ASTM D5185m	0	0	<1

ADDITIVES

	method	limit/base	current	history1	history2
Boron	ppm	ASTM D5185m 1	0	0	0
Barium	ppm	ASTM D5185m 0.3	8	0	2
Molybdenum	ppm	ASTM D5185m 0	0	0	<1
Manganese	ppm	ASTM D5185m 0	0	<1	0
Magnesium	ppm	ASTM D5185m 0	<1	0	<1
Calcium	ppm	ASTM D5185m 0.5	0	0	0
Phosphorus	ppm	ASTM D5185m 536	149	189	215
Zinc	ppm	ASTM D5185m 0.2	33	23	4
Sulfur	ppm	ASTM D5185m 649	629	853	973

CONTAMINANTS

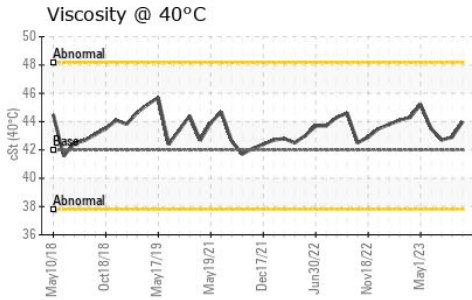
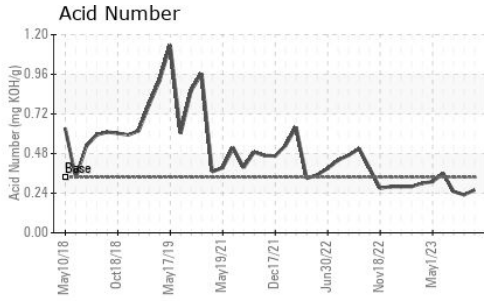
	method	limit/base	current	history1	history2
Silicon	ppm	ASTM D5185m >25	0	0	0
Sodium	ppm	ASTM D5185m	0	2	0
Potassium	ppm	ASTM D5185m >20	1	0	1

FLUID DEGRADATION

	method	limit/base	current	history1	history2
Acid Number (AN)	mg KOH/g	ASTM D8045 0.337	0.26	0.23	0.25




OIL ANALYSIS REPORT



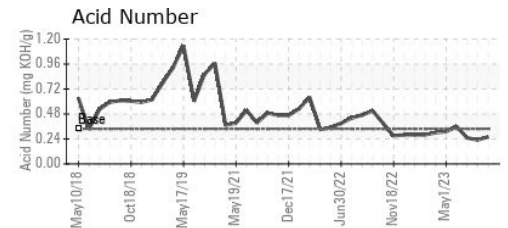
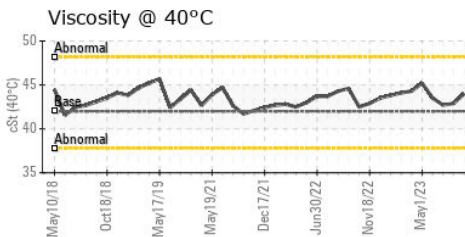
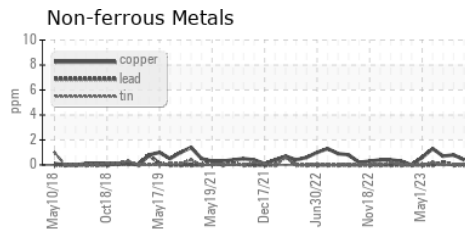
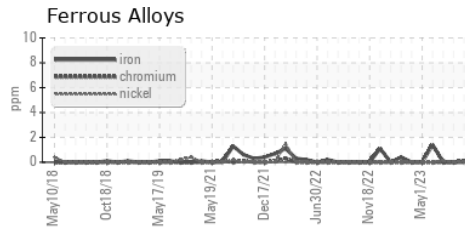
VISUAL	method	limit/base	current	history1	history2
White Metal	scalar	*Visual	NONE	NONE	NONE
Yellow Metal	scalar	*Visual	NONE	NONE	NONE
Precipitate	scalar	*Visual	NONE	NONE	NONE
Silt	scalar	*Visual	NONE	NONE	NONE
Debris	scalar	*Visual	NONE	NONE	NONE
Sand/Dirt	scalar	*Visual	NONE	NONE	NONE
Appearance	scalar	*Visual	NORML	NORML	NORML
Odor	scalar	*Visual	NORML	NORML	NORML
Emulsified Water	scalar	*Visual	>0.05	NEG	NEG
Free Water	scalar	*Visual		NEG	NEG

FLUID PROPERTIES	method	limit/base	current	history1	history2	
Visc @ 40°C	cSt	ASTM D445	42.0	44.0	42.9	42.7

SAMPLE IMAGES	method	limit/base	current	history1	history2
---------------	--------	------------	---------	----------	----------



GRAPHS



Certificate L2367

Laboratory : WearCheck USA - 501 Madison Ave., Cary, NC 27513
 Sample No. : WC06101069
 Lab Number : **06101069**
 Unique Number : 10899299
 Test Package : IND 2

Received : 26 Feb 2024
 Tested : 27 Feb 2024
 Diagnosed : 27 Feb 2024 - Doug Bogart

DELTA INDUSTRIES - CEDAR RAPIDS
 6540 4TH ST SW
 CEDAR RAPIDS, IA
 US 52404
 Contact: MICHAEL FERRIS
 wearcheck@deltaind.net
 T: (319)862-2500
 F: (319)862-2501

To discuss this sample report, contact Customer Service at 1-800-237-1369.

* - Denotes test methods that are outside of the ISO 17025 scope of accreditation.

Statements of conformity to specifications are based on the simple acceptance decision rule (JCGM 106:2012)