



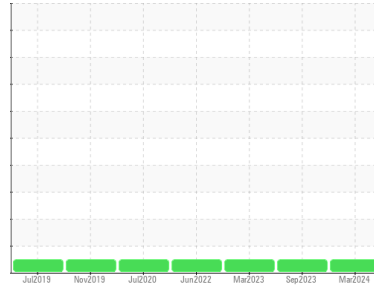
OIL ANALYSIS REPORT

Sample Rating Trend

NORMAL



Area
KANSAS/44/EG - LOADER
 Machine Id
45.44L [KANSAS^44^EG - LOADER]
 Component
Rear Differential
 Fluid
MOBIL MOBILFLUID 424 (9 GAL)



DIAGNOSIS

Recommendation

Resample at the next service interval to monitor.

Wear

All component wear rates are normal.

Contamination

There is no indication of any contamination in the oil.

Fluid Condition

The condition of the oil is acceptable for the time in service.

SAMPLE INFORMATION

	method	limit/base	current	history1	history2
Sample Number	Client Info		WC0901306	WC0833848	WC0779860
Sample Date	Client Info		11 Mar 2024	26 Sep 2023	22 Mar 2023
Machine Age	hrs	Client Info	4098	3851	3338
Oil Age	hrs	Client Info	3648	450	450
Oil Changed	Client Info		Not Chngd	N/A	N/A
Sample Status			NORMAL	NORMAL	NORMAL

CONTAMINATION

	method	limit/base	current	history1	history2
Water	WC Method	>.2	NEG	NEG	NEG

WEAR METALS

	method	limit/base	current	history1	history2	
Iron	ppm	ASTM D5185m	>500	315	159	101
Chromium	ppm	ASTM D5185m	>3	4	2	1
Nickel	ppm	ASTM D5185m	>3	<1	0	<1
Titanium	ppm	ASTM D5185m	>2	<1	0	<1
Silver	ppm	ASTM D5185m	>2	0	0	0
Aluminum	ppm	ASTM D5185m	>30	4	2	2
Lead	ppm	ASTM D5185m	>13	<1	<1	0
Copper	ppm	ASTM D5185m	>103	6	4	2
Tin	ppm	ASTM D5185m	>5	0	0	0
Vanadium	ppm	ASTM D5185m		0	<1	0
Cadmium	ppm	ASTM D5185m		<1	0	0

ADDITIVES

	method	limit/base	current	history1	history2	
Boron	ppm	ASTM D5185m		154	145	128
Barium	ppm	ASTM D5185m		<1	0	0
Molybdenum	ppm	ASTM D5185m		17	10	9
Manganese	ppm	ASTM D5185m		6	4	2
Magnesium	ppm	ASTM D5185m		30	24	17
Calcium	ppm	ASTM D5185m		4731	3435	3831
Phosphorus	ppm	ASTM D5185m		1499	1135	1224
Zinc	ppm	ASTM D5185m		1916	1419	1530
Sulfur	ppm	ASTM D5185m		6556	4628	5192

CONTAMINANTS

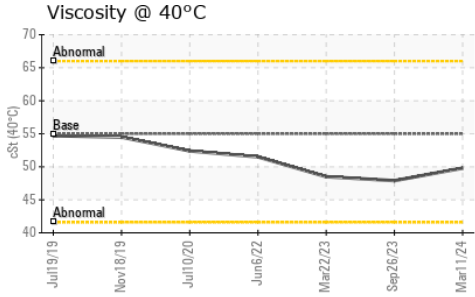
	method	limit/base	current	history1	history2	
Silicon	ppm	ASTM D5185m	>100	31	18	19
Sodium	ppm	ASTM D5185m		8	6	7
Potassium	ppm	ASTM D5185m	>20	2	0	1

VISUAL

	method	limit/base	current	history1	history2	
White Metal	scalar	*Visual	NONE	NONE	NONE	NONE
Yellow Metal	scalar	*Visual	NONE	NONE	NONE	NONE
Precipitate	scalar	*Visual	NONE	NONE	NONE	NONE
Silt	scalar	*Visual	NONE	NONE	NONE	NONE
Debris	scalar	*Visual	NONE	NONE	NONE	NONE
Sand/Dirt	scalar	*Visual	NONE	NONE	NONE	NONE
Appearance	scalar	*Visual	NORML	NORML	NORML	NORML
Odor	scalar	*Visual	NORML	NORML	NORML	NORML
Emulsified Water	scalar	*Visual	>.2	NEG	NEG	NEG
Free Water	scalar	*Visual		NEG	NEG	NEG



OIL ANALYSIS REPORT

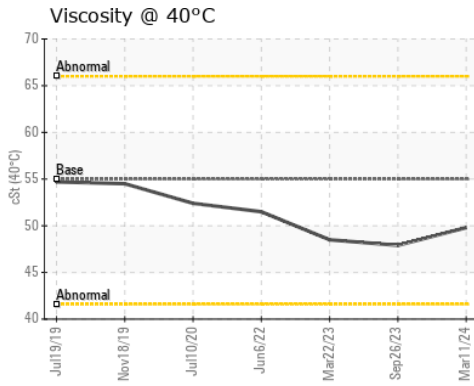
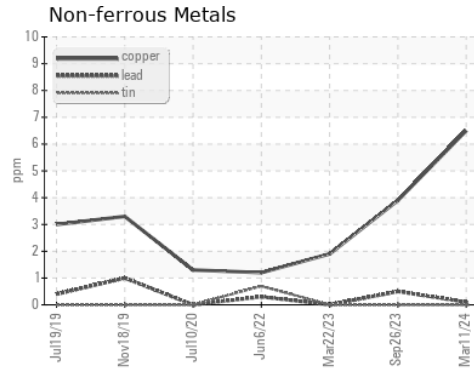
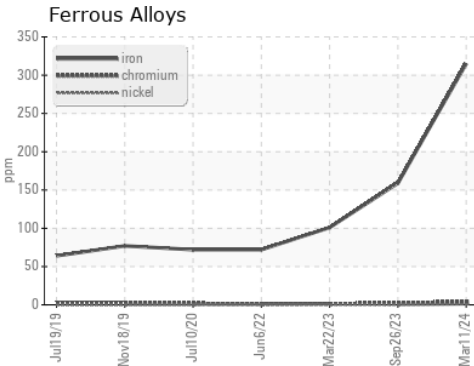


FLUID PROPERTIES	method	limit/base	current	history1	history2
Visc @ 40°C	cSt	ASTM D445 55	49.8	47.9	48.5

SAMPLE IMAGES	method	limit/base	current	history1	history2
---------------	--------	------------	---------	----------	----------

Color				no image	no image	no image
Bottom				no image	no image	no image

GRAPHS



Laboratory : WearCheck USA - 501 Madison Ave., Cary, NC 27513
Sample No. : WC0901306 **Received** : 18 Mar 2024
Lab Number : 06121801 **Tested** : 19 Mar 2024
Unique Number : 10935952 **Diagnosed** : 21 Mar 2024 - Jonathan Hester
Test Package : CONST

SHERWOOD CONSTRUCTION CO INC
 3219 WEST MAY ST
 WICHITA, KS
 US 67213
 Contact: DOUG KING
 doug.king@sherwood.net
 T: (316)617-3161
 F: x:

Certificate L2367
 To discuss this sample report, contact Customer Service at 1-800-237-1369.
 * - Denotes test methods that are outside of the ISO 17025 scope of accreditation.
 Statements of conformity to specifications are based on the simple acceptance decision rule (JCGM 106:2012)