

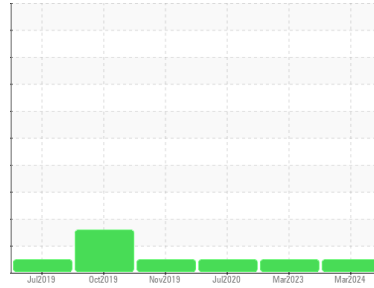


OIL ANALYSIS REPORT



Area
KANSAS/44/EG - LOADER
 Machine Id
45.44L [KANSAS^44^EG - LOADER]
 Component
Transmission (Manual)
 Fluid
MOBIL MOBILTRANS AST 30 (--- GAL)

Sample Rating Trend



NORMAL



DIAGNOSIS

Recommendation

Resample at the next service interval to monitor.

Wear

All component wear rates are normal.

Contamination

There is no indication of any contamination in the fluid.

Fluid Condition

The condition of the fluid is acceptable for the time in service.

SAMPLE INFORMATION

	method	limit/base	current	history1	history2
Sample Number	Client Info		WC0901305	WC0779861	WC0453787
Sample Date	Client Info		11 Mar 2024	22 Mar 2023	10 Jul 2020
Machine Age	hrs	Client Info	4098	3338	900
Oil Age	hrs	Client Info	3648	0	0
Oil Changed	Client Info		Not Chngd	Not Chngd	Not Chngd
Sample Status			NORMAL	NORMAL	NORMAL

CONTAMINATION

	method	limit/base	current	history1	history2
Water	WC Method	>0.1	NEG	NEG	NEG

WEAR METALS

	method	limit/base	current	history1	history2	
Iron	ppm	ASTM D5185m	>200	20	6	18
Chromium	ppm	ASTM D5185m	>5	<1	<1	<1
Nickel	ppm	ASTM D5185m	>5	0	0	0
Titanium	ppm	ASTM D5185m		<1	<1	<1
Silver	ppm	ASTM D5185m	>7	0	0	0
Aluminum	ppm	ASTM D5185m	>25	2	2	2
Lead	ppm	ASTM D5185m	>45	<1	<1	<1
Copper	ppm	ASTM D5185m	>225	<1	2	<1
Tin	ppm	ASTM D5185m	>10	<1	0	0
Antimony	ppm	ASTM D5185m		---	---	0
Vanadium	ppm	ASTM D5185m		0	0	0
Cadmium	ppm	ASTM D5185m		0	0	0

ADDITIVES

	method	limit/base	current	history1	history2	
Boron	ppm	ASTM D5185m		14	28	56
Barium	ppm	ASTM D5185m		0	0	<1
Molybdenum	ppm	ASTM D5185m		<1	<1	<1
Manganese	ppm	ASTM D5185m		<1	0	<1
Magnesium	ppm	ASTM D5185m		9	11	11
Calcium	ppm	ASTM D5185m		2301	2361	3098
Phosphorus	ppm	ASTM D5185m		908	967	1026
Zinc	ppm	ASTM D5185m		1120	1178	1217
Sulfur	ppm	ASTM D5185m		4070	4019	6094

CONTAMINANTS

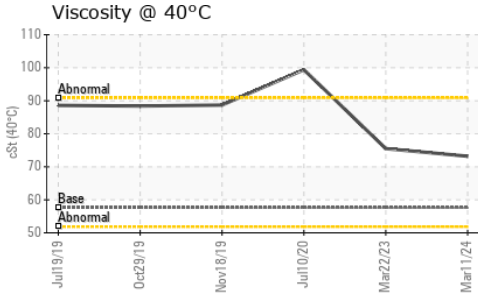
	method	limit/base	current	history1	history2	
Silicon	ppm	ASTM D5185m	>125	7	8	11
Sodium	ppm	ASTM D5185m		0	1	1
Potassium	ppm	ASTM D5185m	>20	2	2	<1

VISUAL

	method	limit/base	current	history1	history2	
White Metal	scalar	*Visual	NONE	NONE	LIGHT	NONE
Yellow Metal	scalar	*Visual	NONE	NONE	NONE	NONE
Precipitate	scalar	*Visual	NONE	NONE	NONE	NONE
Silt	scalar	*Visual	NONE	NONE	NONE	NONE
Debris	scalar	*Visual	NONE	NONE	NONE	NONE
Sand/Dirt	scalar	*Visual	NONE	NONE	NONE	NONE
Appearance	scalar	*Visual	NORML	NORML	NORML	NORML
Odor	scalar	*Visual	NORML	NORML	NORML	NORML
Emulsified Water	scalar	*Visual	>0.1	NEG	NEG	NEG
Free Water	scalar	*Visual		NEG	NEG	NEG



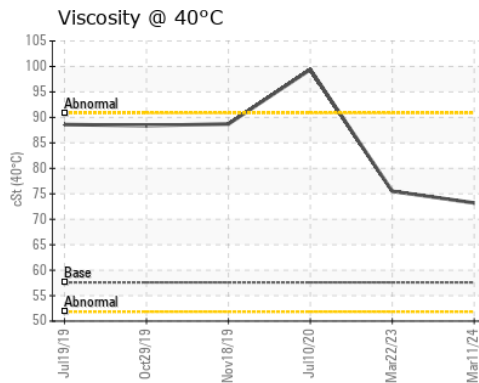
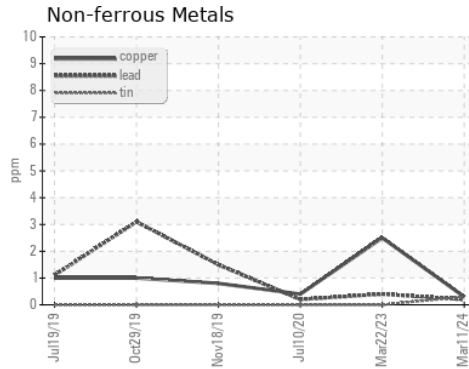
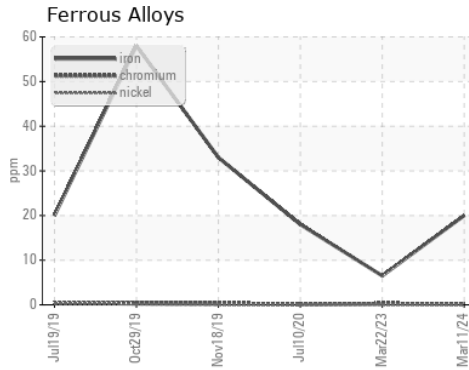
OIL ANALYSIS REPORT



FLUID PROPERTIES	method	limit/base	current	history1	history2	
Visc @ 40°C	cSt	ASTM D445	57.6	73.2	75.5	99.4

SAMPLE IMAGES	method	limit/base	current	history1	history2
Color				no image	no image
Bottom				no image	no image

GRAPHS



Certificate L2367

Laboratory : WearCheck USA - 501 Madison Ave., Cary, NC 27513
Sample No. : WC0901305 **Received** : 18 Mar 2024
Lab Number : 06121863 **Tested** : 19 Mar 2024
Unique Number : 10936014 **Diagnosed** : 19 Mar 2024 - Wes Davis
Test Package : CONST

SHERWOOD CONSTRUCTION CO INC
 3219 WEST MAY ST
 WICHITA, KS
 US 67213
 Contact: DOUG KING
 doug.king@sherwood.net
 T: (316)617-3161
 F: x:

To discuss this sample report, contact Customer Service at 1-800-237-1369.

* - Denotes test methods that are outside of the ISO 17025 scope of accreditation.

Statements of conformity to specifications are based on the simple acceptance decision rule (JCGM 106:2012)