



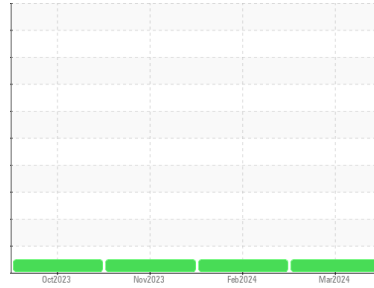
OIL ANALYSIS REPORT

Sample Rating Trend

NORMAL



Machine Id
CATERPILLAR 745D 13399 (S/N 3T606049)
 Component
Transmission (Manual)
 Fluid
TDTO FLUID SAE 30 (--- GAL)



DIAGNOSIS

Recommendation

Resample at the next service interval to monitor.
 Please specify the brand, type, and viscosity of the oil on your next sample.

Wear

All component wear rates are normal.

Contamination

There is no indication of any contamination in the fluid.

Fluid Condition

The condition of the fluid is acceptable for the time in service.

SAMPLE INFORMATION

	method	limit/base	current	history1	history2
Sample Number	Client Info		WC0888078	WC0831266	WC0863019
Sample Date	Client Info		14 Mar 2024	02 Feb 2024	08 Nov 2023
Machine Age	hrs	Client Info	2169	1760	1093
Oil Age	hrs	Client Info	1076	667	1093
Oil Changed	Client Info		Changed	Not Changd	Changed
Sample Status			NORMAL	NORMAL	NORMAL

CONTAMINATION

	method	limit/base	current	history1	history2
Water	WC Method	>0.1	NEG	NEG	NEG

WEAR METALS

	method	limit/base	current	history1	history2
Iron	ppm	ASTM D5185m >200	13	6	13
Chromium	ppm	ASTM D5185m >5	<1	<1	0
Nickel	ppm	ASTM D5185m >5	0	0	0
Titanium	ppm	ASTM D5185m	<1	0	0
Silver	ppm	ASTM D5185m >7	0	0	0
Aluminum	ppm	ASTM D5185m >25	2	<1	1
Lead	ppm	ASTM D5185m >45	<1	<1	3
Copper	ppm	ASTM D5185m >225	6	3	9
Tin	ppm	ASTM D5185m >10	<1	<1	<1
Vanadium	ppm	ASTM D5185m	0	0	0
Cadmium	ppm	ASTM D5185m	0	0	0

ADDITIVES

	method	limit/base	current	history1	history2
Boron	ppm	ASTM D5185m 37	7	<1	<1
Barium	ppm	ASTM D5185m 7	0	1	2
Molybdenum	ppm	ASTM D5185m 5	4	3	0
Manganese	ppm	ASTM D5185m	<1	<1	<1
Magnesium	ppm	ASTM D5185m 40	43	44	11
Calcium	ppm	ASTM D5185m 2650	2932	2862	2974
Phosphorus	ppm	ASTM D5185m 1050	954	979	1063
Zinc	ppm	ASTM D5185m 1075	1154	1109	1206
Sulfur	ppm	ASTM D5185m 5750	4831	4243	6644

CONTAMINANTS

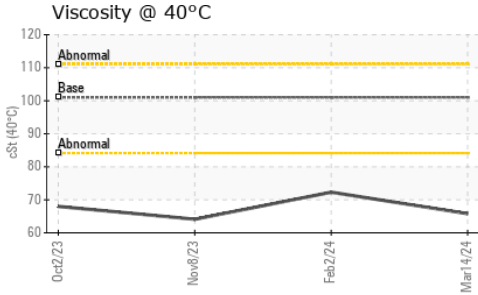
	method	limit/base	current	history1	history2
Silicon	ppm	ASTM D5185m >125	6	3	7
Sodium	ppm	ASTM D5185m	0	<1	3
Potassium	ppm	ASTM D5185m >20	2	0	0

VISUAL

	method	limit/base	current	history1	history2
White Metal	scalar	*Visual NONE	NONE	NONE	NONE
Yellow Metal	scalar	*Visual NONE	NONE	NONE	NONE
Precipitate	scalar	*Visual NONE	NONE	NONE	NONE
Silt	scalar	*Visual NONE	NONE	NONE	NONE
Debris	scalar	*Visual NONE	NONE	NONE	NONE
Sand/Dirt	scalar	*Visual NONE	NONE	NONE	NONE
Appearance	scalar	*Visual NORML	NORML	NORML	NORML
Odor	scalar	*Visual NORML	NORML	NORML	NORML
Emulsified Water	scalar	*Visual >0.1	NEG	NEG	NEG
Free Water	scalar	*Visual	NEG	NEG	NEG



OIL ANALYSIS REPORT



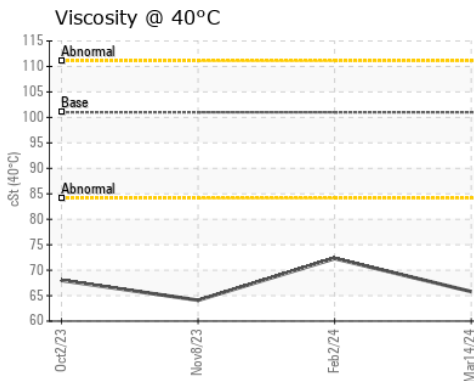
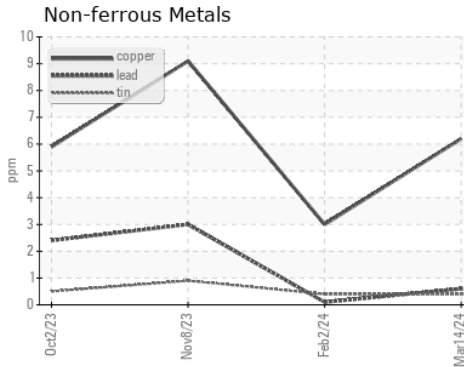
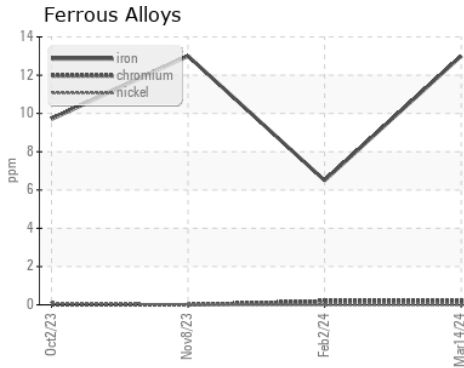
FLUID PROPERTIES	method	limit/base	current	history1	history2
------------------	--------	------------	---------	----------	----------

Visc @ 40°C	cSt	ASTM D445	101	65.8	72.3	64.1
-------------	-----	-----------	-----	-------------	------	------

SAMPLE IMAGES	method	limit/base	current	history1	history2
---------------	--------	------------	---------	----------	----------

Color				no image	no image	no image
Bottom				no image	no image	no image

GRAPHS



Certificate L2367

Laboratory : WearCheck USA - 501 Madison Ave., Cary, NC 27513
Sample No. : WC0888078
Lab Number : 06122770
Unique Number : 10936921
Test Package : CONST
Received : 19 Mar 2024
Tested : 20 Mar 2024
Diagnosed : 20 Mar 2024 - Wes Davis

TRADER CONSTRUCTION CO.
 PO DRAWER 1578
 NEW BERN, NC
 US 28563
 Contact: MIKE WYATT
 mwyatt@traderconstruction.com
 T: (252)633-1399
 F: (252)638-4871

To discuss this sample report, contact Customer Service at 1-800-237-1369.

* - Denotes test methods that are outside of the ISO 17025 scope of accreditation.

Statements of conformity to specifications are based on the simple acceptance decision rule (JCGM 106:2012)