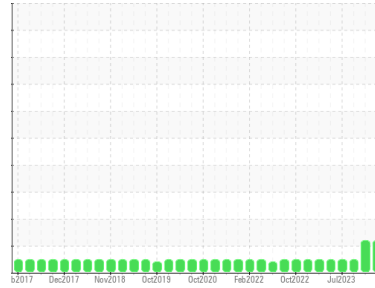




# OIL ANALYSIS REPORT

Sample Rating Trend



VISCOSITY



Machine Id  
**GARDNER DENVER RS GARDNER DENVER AC 2 (S/N S420359)**

Component  
**Air Compressor**

Fluid  
**USPI MAX FG AIR 46 (--- GAL)**

## DIAGNOSIS

### Recommendation

Resample at the next service interval to monitor.

### Wear

All component wear rates are normal.

### Contamination

There is no indication of any contamination in the oil. The amount and size of particulates present in the system are acceptable.

### Fluid Condition

A decrease in the viscosity is noted. This plus the additive levels indicates the addition of a different brand or type of oil. Confirmed. The AN level is acceptable for this fluid.

## SAMPLE INFORMATION

	method	limit/base	current	history1	history2
Sample Number	Client Info		<b>USPM36870</b>	USPM31685	USP0001748
Sample Date	Client Info		<b>14 Mar 2024</b>	21 Dec 2023	28 Sep 2023
Machine Age	hrs	Client Info	<b>30999</b>	0	57075
Oil Age	hrs	Client Info	<b>4549</b>	0	0
Oil Changed	Client Info		<b>N/A</b>	N/A	N/A
Sample Status			<b>ATTENTION</b>	ATTENTION	NORMAL

## WEAR METALS

	method	limit/base	current	history1	history2
Iron	ppm	ASTM D5185m >50	<b>3</b>	0	<1
Chromium	ppm	ASTM D5185m >4	<b>&lt;1</b>	0	0
Nickel	ppm	ASTM D5185m >4	<b>0</b>	0	0
Titanium	ppm	ASTM D5185m	<b>0</b>	0	0
Silver	ppm	ASTM D5185m	<b>0</b>	0	0
Aluminum	ppm	ASTM D5185m >10	<b>&lt;1</b>	0	2
Lead	ppm	ASTM D5185m >20	<b>0</b>	0	0
Copper	ppm	ASTM D5185m >40	<b>0</b>	0	0
Tin	ppm	ASTM D5185m >5	<b>0</b>	0	0
Vanadium	ppm	ASTM D5185m	<b>0</b>	0	0
Cadmium	ppm	ASTM D5185m	<b>0</b>	0	0

## ADDITIVES

	method	limit/base	current	history1	history2
Boron	ppm	ASTM D5185m 0	<b>0</b>	0	0
Barium	ppm	ASTM D5185m 0	<b>0</b>	0	0
Molybdenum	ppm	ASTM D5185m 0	<b>0</b>	0	0
Manganese	ppm	ASTM D5185m	<b>&lt;1</b>	0	0
Magnesium	ppm	ASTM D5185m 0	<b>0</b>	0	0
Calcium	ppm	ASTM D5185m 0	<b>0</b>	0	0
Phosphorus	ppm	ASTM D5185m 0	<b>44</b>	61	161
Zinc	ppm	ASTM D5185m 0	<b>0</b>	0	19
Sulfur	ppm	ASTM D5185m 0	<b>44</b>	64	210

## CONTAMINANTS

	method	limit/base	current	history1	history2
Silicon	ppm	ASTM D5185m >25	<b>0</b>	0	0
Sodium	ppm	ASTM D5185m	<b>&lt;1</b>	0	2
Potassium	ppm	ASTM D5185m >20	<b>0</b>	0	1
Water	%	ASTM D6304 >0.6	<b>0.006</b>	0.010	0.005
ppm Water	ppm	ASTM D6304 >6000	<b>65</b>	106	55.1

## FLUID CLEANLINESS

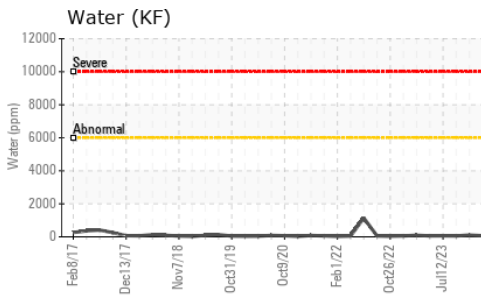
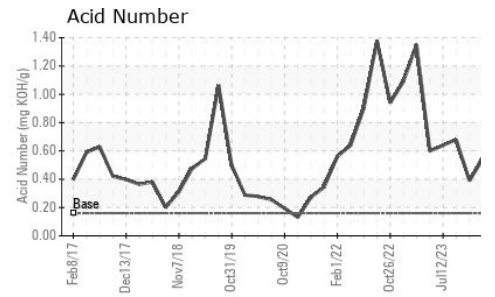
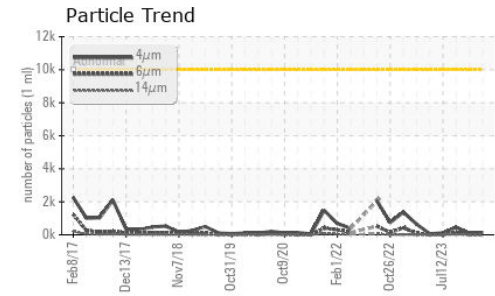
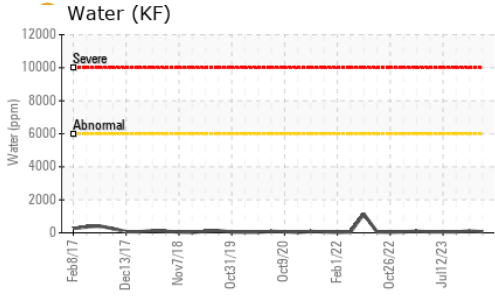
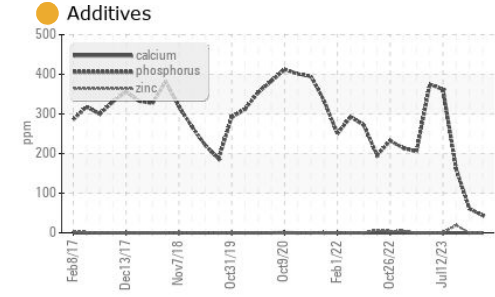
	method	limit/base	current	history1	history2
Particles >4µm	ASTM D7647	>10000	<b>123</b>	87	449
Particles >6µm	ASTM D7647	>2500	<b>31</b>	33	142
Particles >14µm	ASTM D7647	>320	<b>3</b>	5	22
Particles >21µm	ASTM D7647	>80	<b>1</b>	2	6
Particles >38µm	ASTM D7647	>20	<b>0</b>	0	1
Particles >71µm	ASTM D7647	>4	<b>0</b>	0	0
Oil Cleanliness	ISO 4406 (c)	>20/18/15	<b>14/12/9</b>	14/12/10	16/14/12

## FLUID DEGRADATION

	method	limit/base	current	history1	history2
Acid Number (AN)	mg KOH/g	ASTM D8045 0.16	<b>0.54</b>	0.39	0.68



# OIL ANALYSIS REPORT



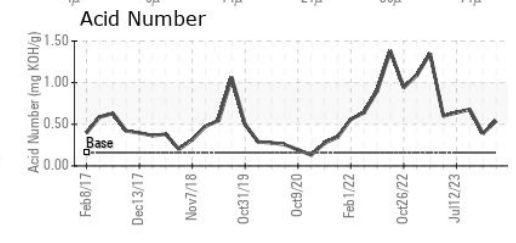
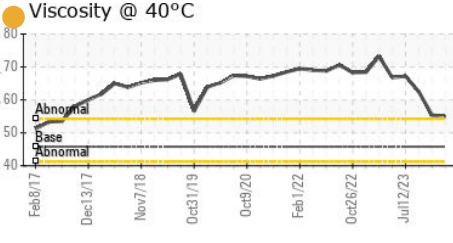
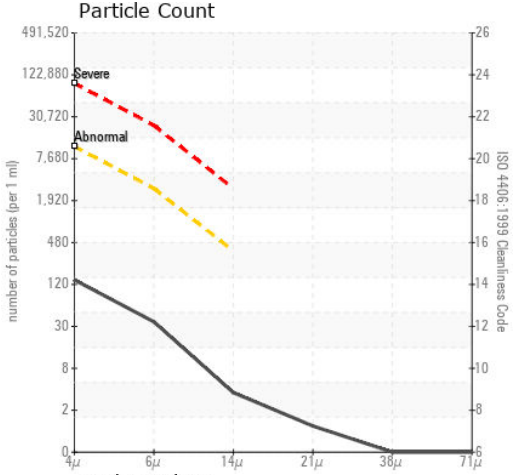
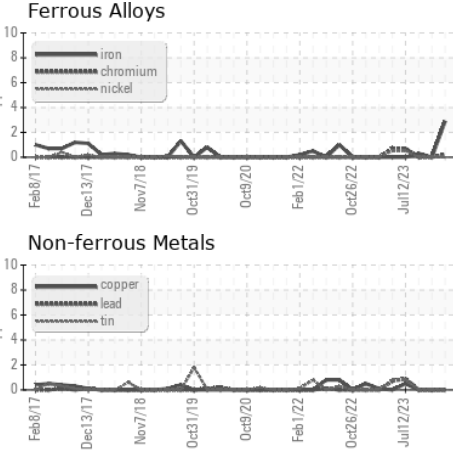
PARAMETER	method	limit/base	current	history1	history2
White Metal	scalar	*Visual	NONE	NONE	LIGHT
Yellow Metal	scalar	*Visual	NONE	NONE	NONE
Precipitate	scalar	*Visual	NONE	NONE	NONE
Silt	scalar	*Visual	NONE	NONE	NONE
Debris	scalar	*Visual	NONE	NONE	NONE
Sand/Dirt	scalar	*Visual	NONE	NONE	NONE
Appearance	scalar	*Visual	NORML	NORML	NORML
Odor	scalar	*Visual	NORML	NORML	NORML
Emulsified Water	scalar	*Visual	>0.6	NEG	NEG
Free Water	scalar	*Visual		NEG	NEG

FLUID PROPERTIES	method	limit/base	current	history1	history2	
Visc @ 40°C	cSt	ASTM D445	45.8	54.9	55.41	62.5

**SAMPLE IMAGES**

method	limit/base	current	history1	history2
Color				
Bottom				

## GRAPHS



**Laboratory** : WearCheck USA - 501 Madison Ave., Cary, NC 27513  
**Sample No.** : USPM36870  
**Lab Number** : 06123148  
**Unique Number** : 10937299  
**Test Package** : IND 2

**TYSON -SEDALIA- USP**  
 19578 WHITFIELD RD  
 SEDALIA, MO  
 US 65301

To discuss this sample report, contact Customer Service at 1-800-237-1369.  
 \* - Denotes test methods that are outside of the ISO 17025 scope of accreditation.  
 Statements of conformity to specifications are based on the simple acceptance decision rule (JCGM 106:2012)

Contact: BONNIE  
 bonnie.weathers@tyson.com  
 T:  
 F: