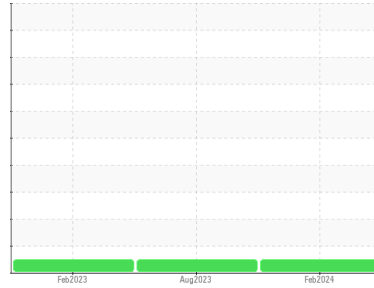




OIL ANALYSIS REPORT

Sample Rating Trend

NORMAL



Area

[2318]

Machine Id

KAESER 1966 - DOLLAR GENERAL

Component

Compressor

Fluid

KAESER SIGMA (OEM) S-460 (2 GAL)

DIAGNOSIS

Recommendation

Resample at the next service interval to monitor.

Wear

All component wear rates are normal.

Contamination

There is no indication of any contamination in the oil.

Fluid Condition

The AN level is acceptable for this fluid. The condition of the oil is suitable for further service.

SAMPLE INFORMATION		method	limit/base	current	history1	history2
Sample Number	Client Info			WC0863600	WC0845119	WC0763793
Sample Date	Client Info			06 Feb 2024	17 Aug 2023	15 Feb 2023
Machine Age	hrs	Client Info		7774	5330	0
Oil Age	hrs	Client Info		7774	5330	0
Oil Changed	Client Info			N/A	N/A	N/A
Sample Status				NORMAL	NORMAL	NORMAL

CONTAMINATION		method	limit/base	current	history1	history2
Water	WC Method		>0.05	NEG	NEG	NEG

WEAR METALS		method	limit/base	current	history1	history2
Iron	ppm	ASTM D5185m	>50	0	0	2
Chromium	ppm	ASTM D5185m	>10	<1	0	0
Nickel	ppm	ASTM D5185m	>3	0	0	0
Titanium	ppm	ASTM D5185m	>3	<1	0	0
Silver	ppm	ASTM D5185m	>2	<1	0	0
Aluminum	ppm	ASTM D5185m	>10	3	0	<1
Lead	ppm	ASTM D5185m	>10	<1	0	0
Copper	ppm	ASTM D5185m	>50	6	2	3
Tin	ppm	ASTM D5185m	>10	<1	0	0
Vanadium	ppm	ASTM D5185m		<1	0	0
Cadmium	ppm	ASTM D5185m		0	0	0

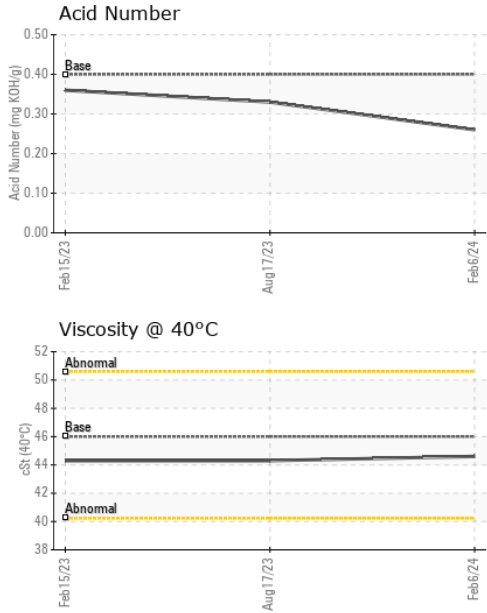
ADDITIVES		method	limit/base	current	history1	history2
Boron	ppm	ASTM D5185m		0	0	0
Barium	ppm	ASTM D5185m	90	5	8	17
Molybdenum	ppm	ASTM D5185m		0	0	0
Manganese	ppm	ASTM D5185m		0	0	0
Magnesium	ppm	ASTM D5185m	90	56	73	73
Calcium	ppm	ASTM D5185m	2	6	2	2
Phosphorus	ppm	ASTM D5185m		13	5	<1
Zinc	ppm	ASTM D5185m		7	0	7
Sulfur	ppm	ASTM D5185m		20731	21097	20189

CONTAMINANTS		method	limit/base	current	history1	history2
Silicon	ppm	ASTM D5185m	>25	0	<1	<1
Sodium	ppm	ASTM D5185m		31	24	27
Potassium	ppm	ASTM D5185m	>20	13	8	10

FLUID DEGRADATION		method	limit/base	current	history1	history2
Acid Number (AN)	mg KOH/g	ASTM D8045	0.4	0.26	0.33	0.36




OIL ANALYSIS REPORT



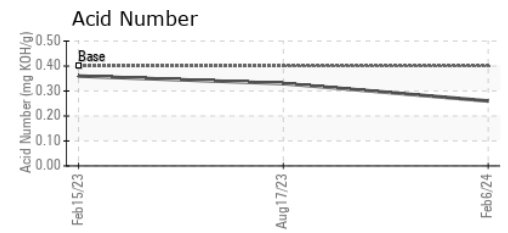
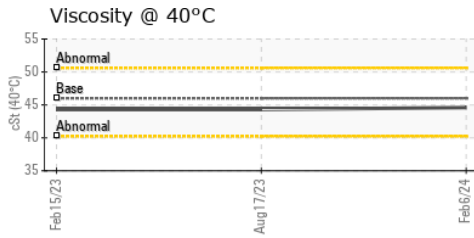
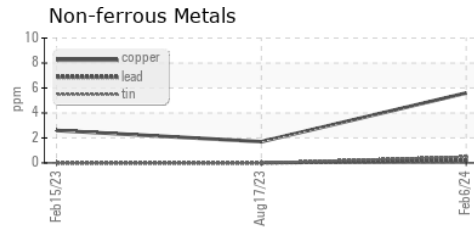
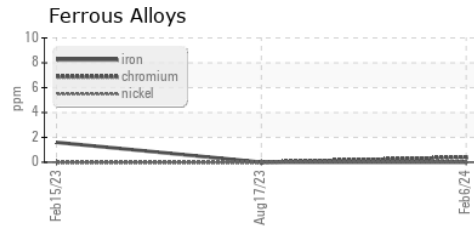
VISUAL	method	limit/base	current	history1	history2	
White Metal	scalar	*Visual	NONE	LIGHT	NONE	NONE
Yellow Metal	scalar	*Visual	NONE	NONE	NONE	NONE
Precipitate	scalar	*Visual	NONE	NONE	NONE	NONE
Silt	scalar	*Visual	NONE	NONE	NONE	NONE
Debris	scalar	*Visual	NONE	LIGHT	LIGHT	LIGHT
Sand/Dirt	scalar	*Visual	NONE	NONE	NONE	NONE
Appearance	scalar	*Visual	NORML	NORML	NORML	NORML
Odor	scalar	*Visual	NORML	NORML	NORML	NORML
Emulsified Water	scalar	*Visual	>0.05	NEG	NEG	NEG
Free Water	scalar	*Visual		NEG	NEG	NEG

FLUID PROPERTIES	method	limit/base	current	history1	history2	
Visc @ 40°C	cSt	ASTM D445	46	44.6	44.3	44.3

SAMPLE IMAGES	method	limit/base	current	history1	history2
---------------	--------	------------	---------	----------	----------



GRAPHS



Laboratory : WearCheck USA - 501 Madison Ave., Cary, NC 27513
Sample No. : WC0863600 **Received** : 21 Mar 2024
Lab Number : **06125034** **Tested** : 22 Mar 2024
Unique Number : 10939185 **Diagnosed** : 24 Mar 2024 - Don Baldrige
Test Package : IND 2

ELEVATED INDUSTRIAL SOLUTIONS - EIS
 302 HUGHES ST
 FOUNTAIN INN, SC
 US 29644
 Contact: DARRIN WARD
 dward@elevatedindustrial.com
 T:
 F: (864)862-7653

To discuss this sample report, contact Customer Service at 1-800-237-1369.
 * - Denotes test methods that are outside of the ISO 17025 scope of accreditation.
 Statements of conformity to specifications are based on the simple acceptance decision rule (JCGM 106:2012)