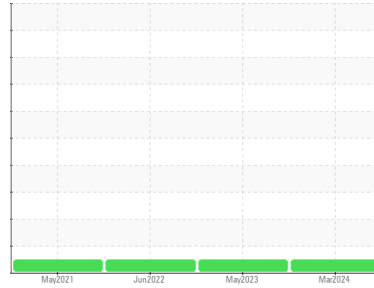




OIL ANALYSIS REPORT

Sample Rating Trend

NORMAL



Area
VIAM/Main Floor
 Machine Id
[VIAM^Main Floor] EXT 1 DISTRIBUTION
 Component
Gearbox
 Fluid
CHEVRON MEROPA 460 (--- GAL)

DIAGNOSIS

Recommendation

Resample at the next service interval to monitor.
 NOTE: Please provide information regarding reservoir capacity, filter type and micron rating with next sample.

Wear

All component wear rates are normal.

Contamination

There is no indication of any contamination in the oil.

Fluid Condition

The AN level is acceptable for this fluid. The condition of the oil is suitable for further service.

SAMPLE INFORMATION		method	limit/base	current	history1	history2
Sample Number	Client Info			KFS0005103	KFS0002476	KFS0001643
Sample Date	Client Info			18 Mar 2024	16 May 2023	28 Jun 2022
Machine Age	hrs	Client Info		0	0	0
Oil Age	hrs	Client Info		0	0	0
Oil Changed	Client Info			N/A	N/A	N/A
Sample Status				NORMAL	NORMAL	NORMAL

CONTAMINATION		method	limit/base	current	history1	history2
Water	WC Method		>0.2	NEG	NEG	NEG

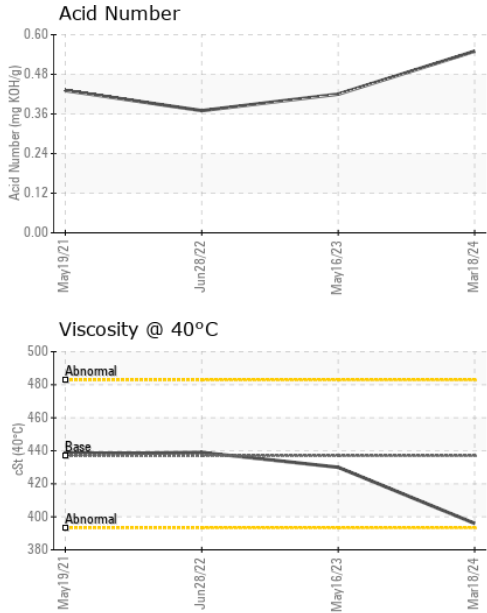
WEAR METALS		method	limit/base	current	history1	history2
Iron	ppm	ASTM D5185m	>200	11	66	24
Chromium	ppm	ASTM D5185m	>15	<1	<1	0
Nickel	ppm	ASTM D5185m	>15	0	0	0
Titanium	ppm	ASTM D5185m		<1	<1	0
Silver	ppm	ASTM D5185m		0	0	0
Aluminum	ppm	ASTM D5185m	>25	3	<1	0
Lead	ppm	ASTM D5185m	>100	<1	0	<1
Copper	ppm	ASTM D5185m	>200	<1	3	1
Tin	ppm	ASTM D5185m	>25	<1	0	0
Antimony	ppm	ASTM D5185m	>5	---	---	---
Vanadium	ppm	ASTM D5185m		<1	0	0
Cadmium	ppm	ASTM D5185m		0	0	0

ADDITIVES		method	limit/base	current	history1	history2
Boron	ppm	ASTM D5185m		68	61	31
Barium	ppm	ASTM D5185m		1	0	1
Molybdenum	ppm	ASTM D5185m		0	<1	0
Manganese	ppm	ASTM D5185m		0	1	<1
Magnesium	ppm	ASTM D5185m		<1	0	0
Calcium	ppm	ASTM D5185m		4	0	0
Phosphorus	ppm	ASTM D5185m		238	266	137
Zinc	ppm	ASTM D5185m		9	0	3
Sulfur	ppm	ASTM D5185m		7359	17041	9135

CONTAMINANTS		method	limit/base	current	history1	history2
Silicon	ppm	ASTM D5185m	>50	7	6	2
Sodium	ppm	ASTM D5185m		0	4	0
Potassium	ppm	ASTM D5185m	>20	2	0	<1

FLUID DEGRADATION		method	limit/base	current	history1	history2
Acid Number (AN)	mg KOH/g	ASTM D8045		0.55	0.42	0.37


OIL ANALYSIS REPORT



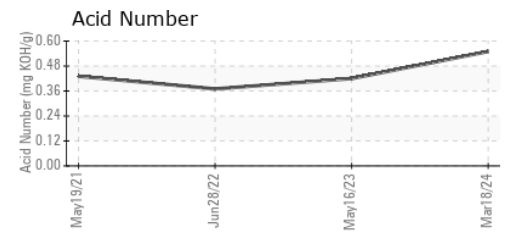
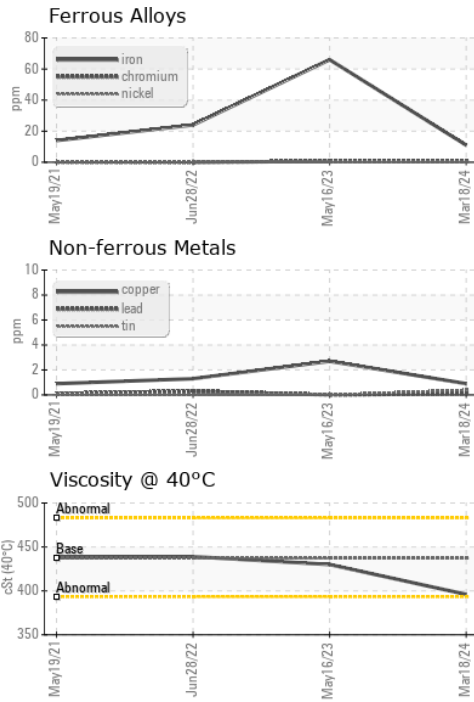
VISUAL	method	limit/base	current	history1	history2
White Metal	scalar	*Visual	NONE	LIGHT	NONE
Yellow Metal	scalar	*Visual	NONE	NONE	NONE
Precipitate	scalar	*Visual	NONE	NONE	NONE
Silt	scalar	*Visual	NONE	NONE	NONE
Debris	scalar	*Visual	NONE	NONE	NONE
Sand/Dirt	scalar	*Visual	NONE	NONE	NONE
Appearance	scalar	*Visual	NORML	NORML	NORML
Odor	scalar	*Visual	NORML	NORML	NORML
Emulsified Water	scalar	*Visual	>0.2	NEG	NEG
Free Water	scalar	*Visual		NEG	NEG

FLUID PROPERTIES	method	limit/base	current	history1	history2
Visc @ 40°C	cSt	ASTM D445 437	396	430	439

SAMPLE IMAGES	method	limit/base	current	history1	history2
---------------	--------	------------	---------	----------	----------



GRAPHS



Laboratory : WearCheck USA - 501 Madison Ave., Cary, NC 27513
Sample No. : KFS0005103
Lab Number : 06125091
Unique Number : 10939242
Test Package : IND 2

Received : 21 Mar 2024
Tested : 24 Mar 2024
Diagnosed : 24 Mar 2024 - Wes Davis

VIAM/VICAM Manufacturing - Tennessee
 87 Parktower Road
 Manchester, TN
 US 37355
 Contact: Eric Thompson
 ethompson@viammfg.com
 T: (931)461-2300
 F:

To discuss this sample report, contact Customer Service at 1-800-237-1369.
 * - Denotes test methods that are outside of the ISO 17025 scope of accreditation.
 Statements of conformity to specifications are based on the simple acceptance decision rule (JCGM 106:2012)