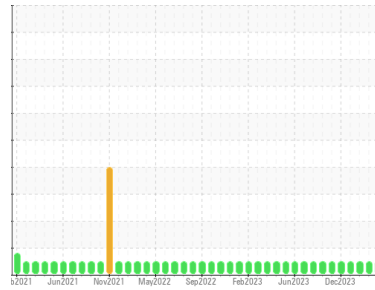




OIL ANALYSIS REPORT

Sample Rating Trend



NORMAL



Area
SPM74
 Machine Id
SPM 74 GEAR LUBRICATION SYSTEM MAIN TANK (S/N 16-4100-1030)
 Component
Gear Lube System
 Fluid
GEAR OIL ISO 220 (--- QTS)

DIAGNOSIS

Recommendation

Resample at the next service interval to monitor.

Wear

All component wear rates are normal.

Contamination

The water content is negligible. There is no indication of any contamination in the oil.

Fluid Condition

The AN level is acceptable for this fluid. The condition of the oil is suitable for further service.

SAMPLE INFORMATION

method	limit/base	current	history1	history2
Sample Number	Client Info	RP0042735	RP0042587	RP0039260
Sample Date	Client Info	26 Mar 2024	29 Feb 2024	29 Jan 2024
Machine Age	hrs	Client Info	0	0
Oil Age	hrs	Client Info	0	0
Oil Changed	Client Info	N/A	N/A	N/A
Sample Status		NORMAL	NORMAL	NORMAL

WEAR METALS

method	limit/base	current	history1	history2	
PQ	ASTM D8184	14	16	11	
Iron	ppm	ASTM D5185m >150	1	<1	0
Chromium	ppm	ASTM D5185m >10	0	<1	0
Nickel	ppm	ASTM D5185m >10	0	<1	<1
Titanium	ppm	ASTM D5185m	0	<1	0
Silver	ppm	ASTM D5185m	0	0	0
Aluminum	ppm	ASTM D5185m >25	1	3	<1
Lead	ppm	ASTM D5185m >100	0	0	<1
Copper	ppm	ASTM D5185m >50	0	<1	<1
Tin	ppm	ASTM D5185m >10	0	<1	<1
Vanadium	ppm	ASTM D5185m	0	<1	0
Cadmium	ppm	ASTM D5185m	0	<1	0

ADDITIVES

method	limit/base	current	history1	history2	
Boron	ppm	ASTM D5185m 50	0	0	<1
Barium	ppm	ASTM D5185m 15	0	0	0
Molybdenum	ppm	ASTM D5185m 15	0	<1	0
Manganese	ppm	ASTM D5185m	0	<1	<1
Magnesium	ppm	ASTM D5185m 50	<1	1	4
Calcium	ppm	ASTM D5185m 50	7	10	4
Phosphorus	ppm	ASTM D5185m 350	364	166	383
Zinc	ppm	ASTM D5185m 100	14	252	6

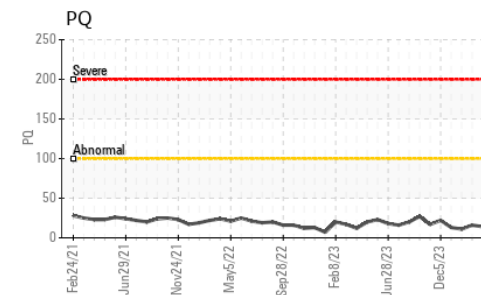
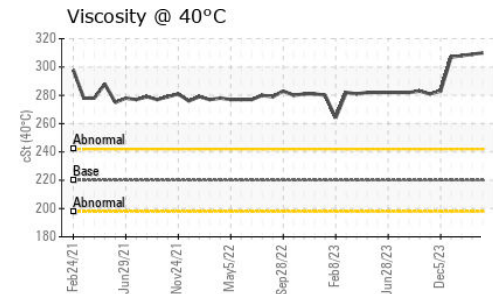
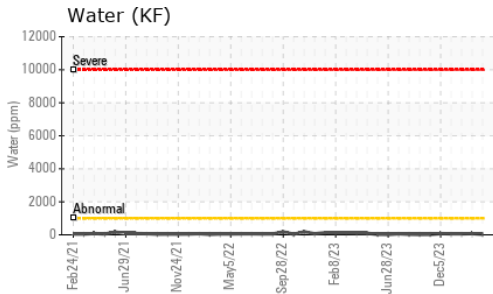
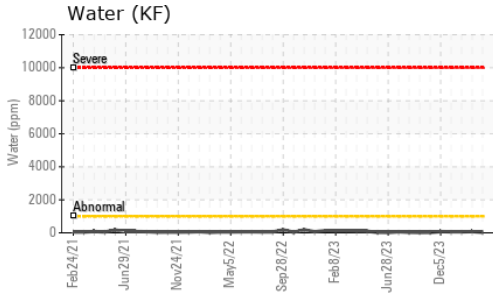
CONTAMINANTS

method	limit/base	current	history1	history2	
Silicon	ppm	ASTM D5185m >50	8	2	9
Sodium	ppm	ASTM D5185m	2	6	<1
Potassium	ppm	ASTM D5185m >20	<1	<1	2
Water	%	ASTM D6304 >0.1	0.003	0.007	0.006
ppm Water	ppm	ASTM D6304 >1000	32	74	60

FLUID DEGRADATION

method	limit/base	current	history1	history2	
Acid Number (AN)	mg KOH/g	ASTM D8045 0.85	0.55	0.52	0.49


OIL ANALYSIS REPORT



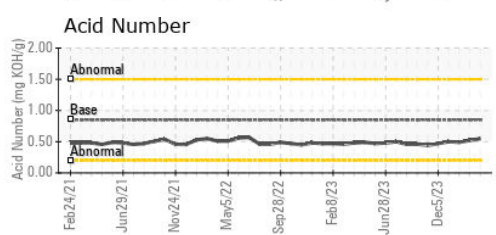
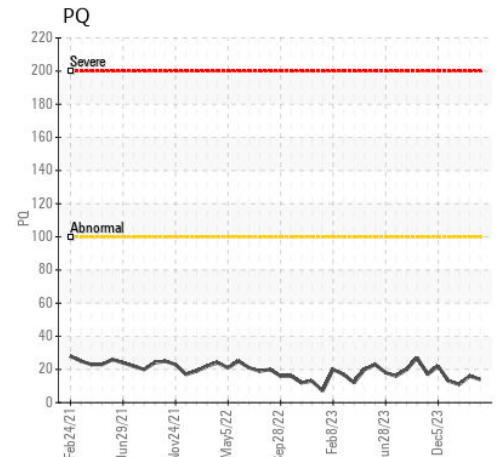
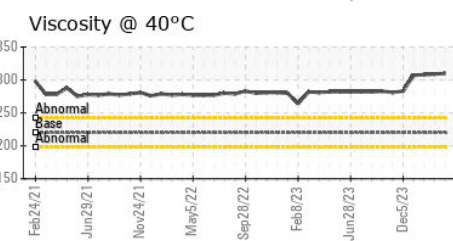
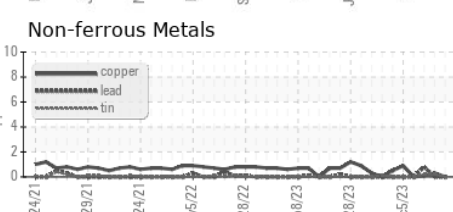
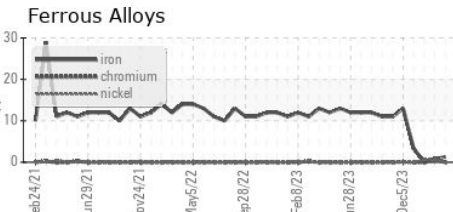
VISUAL	method	limit/base	current	history1	history2
White Metal	scalar	*Visual	NONE	NONE	NONE
Yellow Metal	scalar	*Visual	NONE	NONE	NONE
Precipitate	scalar	*Visual	NONE	NONE	NONE
Silt	scalar	*Visual	NONE	NONE	NONE
Debris	scalar	*Visual	NONE	NONE	NONE
Sand/Dirt	scalar	*Visual	NONE	NONE	NONE
Appearance	scalar	*Visual	NORML	NORML	NORML
Odor	scalar	*Visual	NORML	NORML	NORML
Emulsified Water	scalar	*Visual	>0.1	NEG	NEG
Free Water	scalar	*Visual		NEG	NEG

FLUID PROPERTIES	method	limit/base	current	history1	history2
Visc @ 40°C	cSt	ASTM D445 220	310	309	308

SAMPLE IMAGES	method	limit/base	current	history1	history2
---------------	--------	------------	---------	----------	----------



GRAPHS



Certificate L2367

Laboratory : WearCheck USA - 501 Madison Ave., Cary, NC 27513
Sample No. : RP0042735 **Received** : 27 Mar 2024
Lab Number : 06130694 **Tested** : 28 Mar 2024
Unique Number : 10950159 **Diagnosed** : 30 Mar 2024 - Don Baldrige
Test Package : IND 2 (Additional Tests: PQ)

OUTOKUMPU STAINLESS USA
 HWY 43 N
 CALVERT, AL
 US 36513
 Contact: MARIO JOHNSON
 Mario.johnson@outokumpu.com
 T: (251)321-4105
 F: x:

To discuss this sample report, contact Customer Service at 1-800-237-1369.

* - Denotes test methods that are outside of the ISO 17025 scope of accreditation.

Statements of conformity to specifications are based on the simple acceptance decision rule (JCGM 106:2012)